




# wardrobes closets

**furnital**  
furniture fittings 

**wardrobes**  
**closets**





---

## INDEX

---

Company profile	4
Products presentation	6

### HINGED WARDROBES AND CLOSETS

Technical information	12
Tetrix structural profiles for hinged wardrobes	16
Glix Glass doors with pivoting hinges	24
Glix Wood doors with pivoting hinges	32
Glix Leather - Full-grain leather ready-made doors	36
Tetrix structural profiles for walk-in closets	46
Accessories for wardrobe and walk-in closets	52

### GLASS SHOWCASE CABINET

Ready-made Glass showcase cabinet	72
-----------------------------------	----

### BOOKCASE

Ready-made Tetrix structural profile with rack support	78
--	----

### WALK-IN CLOSET

Technical information	84
Rack profile and fittings	88
Accessories for walk-in closet with wall-mounted panels	92

### WARDROBE WITH COPLANAR DOORS

Technical information and mechanisms	118
Full-grain leather ready-made doors for coplanar system	126
Accessories for coplanar wardrobe	134

### WARDROBE KITE WITH SLIDING DOORS

Technical information and mechanism	146
Aluminium frame doors for kite wardrobe	156
Accessories for Kite wardrobe	160

---

FURNITAL

---

## INTERNATIONAL BRAND WITH STRONG ROOTS

♦

---

*Born and raised in the heart of Brianza, where the tradition of “furniture making” and the knowledge of the wood industry turn into innovation, Furnital is now a distinguished brand worldwide. Thanks to our belief in technology and innovation, our constant search for the best solutions, and the passion for our work, Furnital is now regularly supplying customers spread out in more than 50 countries around the globe.*

Furnital's mission is to provide mechanical solutions that are able to solve any kind of situation in the production of furniture, therefore making us a very valuable partner for both furniture manufacturers and furniture components distributors. We focus on products that, once installed on furniture, are often not even visible. Their function, however, is perfectly perceptible. Thanks to our solutions it is possible to create beautiful yet absolutely functional pieces of furniture.

Our secret is the quality of the products and our attention to innovations. From the kitchen, to bedroom, from the living room, to the bathroom, Furnital offers solutions for the creation of furniture apt to all the environments in which we live.

The ability to recognize trends also represents an important part of our efforts. We persistently develop fresh ideas, and we are constantly on the lookout for new products that are able to satisfy our customers' needs when required.

---

Furnital pays particular attention to the relationship with its partners: our range of products and services for furniture manufacturers, carpenters and specialized distributors is the result of a ceaseless exchange of opinions and experiences between experts in the field. The desire to find customized solutions to meet the demands of our customers is the driving force that moves us every day.

*What makes Furnital distinct is its attention to the products, which are 100% Made in Italy, is the attention to detail, quality materials, design innovation. From the accessories to the mechanisms, from the opening systems to the quality of fabrics and leathers. Because Made in Italy is not expressed just through elegant products, but also through competent know-how and after-sales service able to guarantee reliability, becoming an essential value worldwide.*

Over the years we have partnered with many Italian leading furniture components manufacturers as well as furniture producers. This has provided us with a wide range of high quality products featuring the latest technology.

Lastly, in 2013, we have started producing our very own products as kitchen's accessories. The quality of the materials used, the research for optimized working processes, the attention to details and a new concept for organizing kitchen spaces are the central points of this project, and they allowed us to create a unique product range. Strong of this experience, we, shortly after, also launched our wardrobe accessories line.

*Kite sliding door system  
With aluminium door frame*



*Walk-in closet system  
With Vertika system*



---

## HINGED WARDROBES, WALK IN CLOSETS **AND SLIDING DOORS WARDROBES**

---

The art of making furniture is not only defined as such by the creation of an aesthetically pleasant piece of furniture. World renowned furniture producers do not simply make furniture; they create an ambiance, they bring about the idea and the feeling of a home in every house. With our vast range of wardrobe systems, we provide furniture producers not only with an ample choice of technologically advanced products, but also with the possibility to design an entire home using the same materials and finishing, creating a flow of continuity from room to room, which is what distinguish a good furniture maker from the world-renowned trend setter brands in the industry.

From sliding systems, to hinged doors wardrobes, to walking-closets, to display cabinets, we supply components that can be used interchangeably in various applications, favouring not only progression in design but also optimization in logistics.



*Glass Wardrobe  
With Tetrix structural side profile  
and Glix door frame*




*Online Coplanar system  
With full grain leather*



*Glass showcase cabinet  
With Tetrix structural  
side profile and Glix  
door frame*



Full-grain Leather door  
With built-in handle



---

## FULL RANGE OF ACCESSORIES **FOR WARDROBES AND CLOSETS**

---

Good furniture can't simply bring style to the environment in which they are; they must bring practicality to their users. Internal design might be, therefore, more important than what is seen at closed doors. For this reason, we have created a full range of accessories that allow to equip a closet with style and functionality, while maintaining the cohesion of the finishing and materials of the outer shell.



*Walk-in Closet  
With Tetrax structural side  
profiles*



*Mixbox Aluminium Drawer  
With Trouser holder*



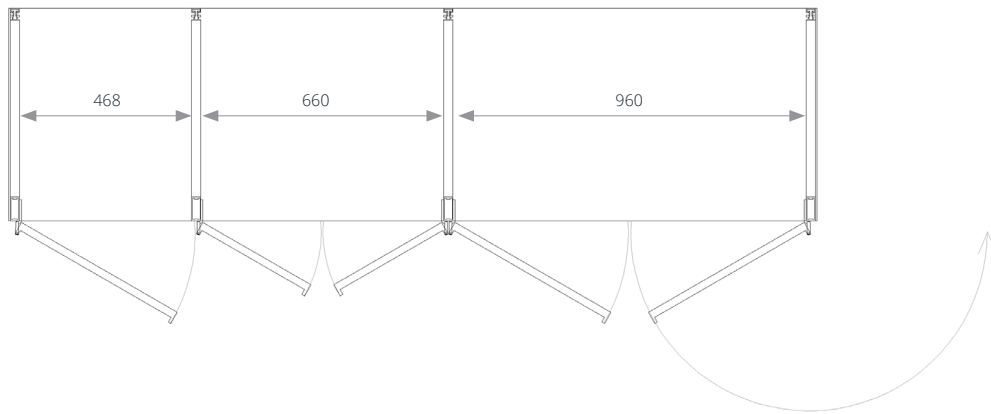

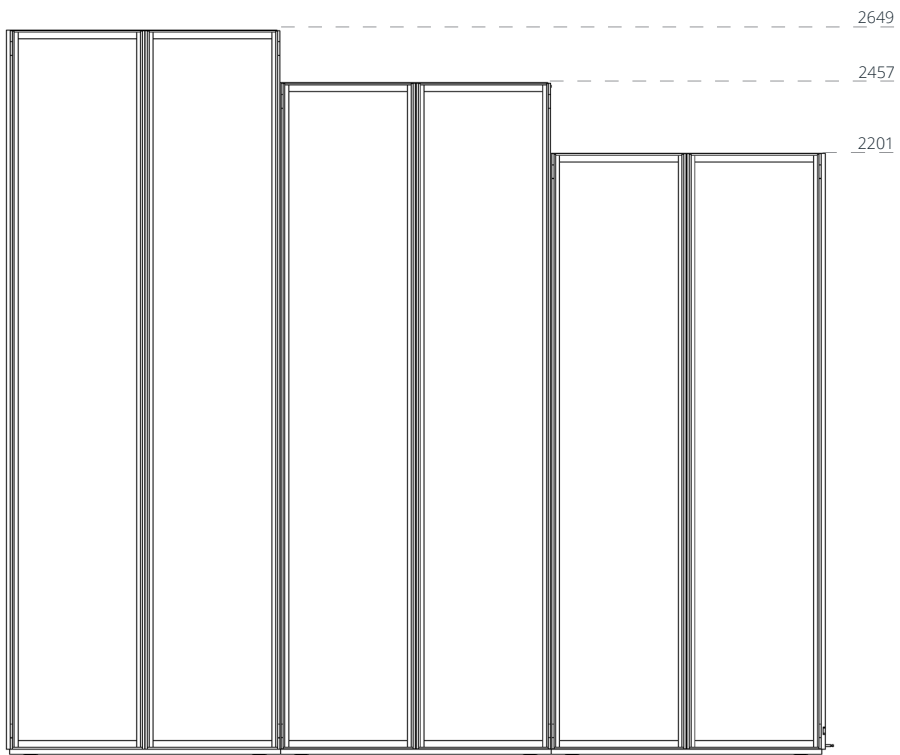
*Glass Wardrobe with structural side profile Tetrix, Glix doors and glass back panel*





---

TECHNICAL INFORMATION  
**FOR HINGED WARDROBE AND WALK-IN CLOSET**

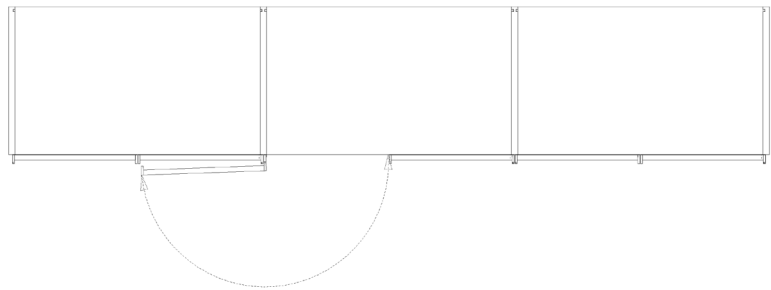
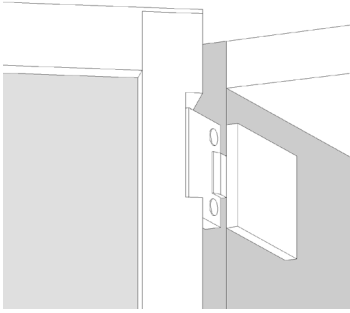
---



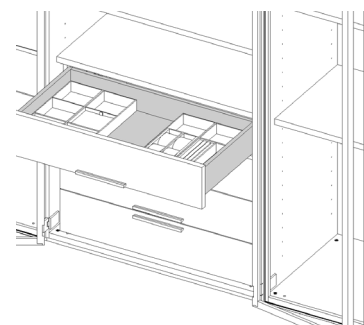
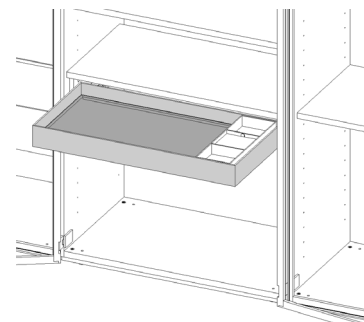
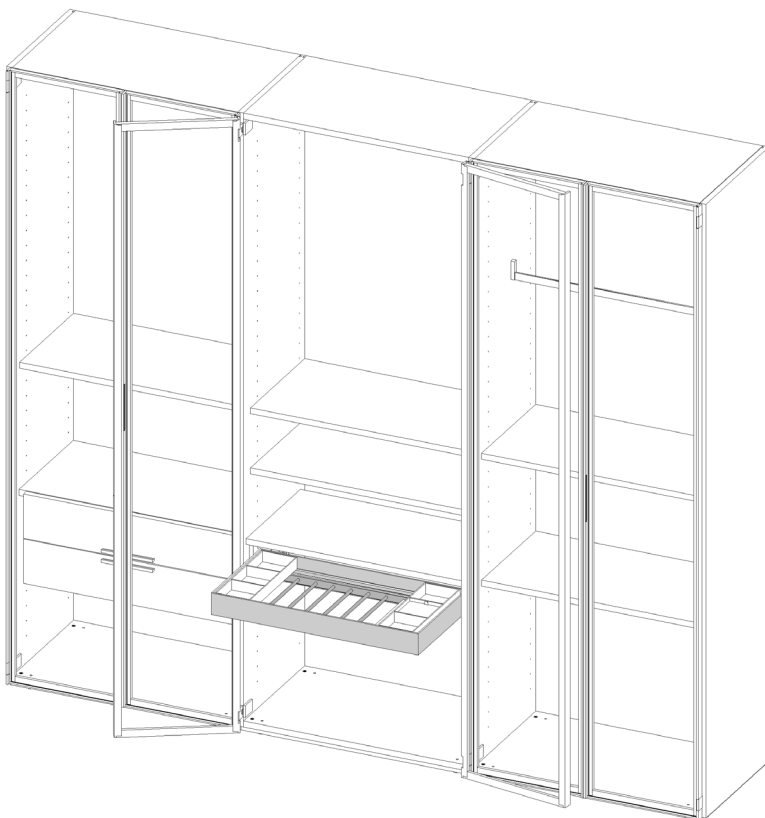
CORNER APPLICATION



COMPLETE ACCESS TO WARDROBE COMPARTMENT


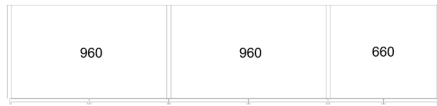



INTERNAL EQUIPMENT - ALUMINIUM DRAWER CHESTS WITH FULL EXTENSION CONCEALED SLIDE



IT IS POSSIBLE TO EQUIP ALL ALUMINIUM DRAWERS WITH TROUSER HOLDERS, SIMIL LEATHER, GLASS OR MELAMINE STRUCTURAL DRAWER BOTTOMS.  
ALL THE DRAWERS ARE STUDIED TO FIT ALL THE FULL RANGE OF BELAPOST 432mm WARDROBE ACCESSORIES.

COMPARTMENT MODULES






---

TETRIX STRUCTURAL SIDE PROFILES SYSTEM  
**FOR HINGED WARDROBE**

---



## TETRIX STRUCTURAL SIDE PROFILE (LEFT AND RIGHT)



ITEM	SPECIFICATIONS	FINISHING	MEASURE (mm)
HP161.102.001	Left	Zirconio	2617 x 578 x 25
HP161.102.002	Left	Brown Metal Grey	2617 x 578 x 25
HP161.102.003	Left	Silver Lead	2617 x 578 x 25

ITEM	SPECIFICATIONS	FINISHING	MEASURE (mm)
HP161.101.001	Right	Zirconio	2617 x 578 x 25
HP161.101.002	Right	Brown Metal Grey	2617 x 578 x 25
HP161.101.003	Right	Silver Lead	2617 x 578 x 25


ITEM	SPECIFICATIONS	FINISHING	MEASURE (mm)
HP161.102.004	Left	Zirconio	2425 x 578 x 25
HP161.102.005	Left	Brown Metal Grey	2425 x 578 x 25
HP161.102.006	Left	Silver Lead	2425 x 578 x 25

ITEM	SPECIFICATIONS	FINISHING	MEASURE (mm)
HP161.101.004	Right	Zirconio	2425 x 578 x 25
HP161.101.005	Right	Brown Metal Grey	2425 x 578 x 25
HP161.101.006	Right	Silver Lead	2425 x 578 x 25

ITEM	SPECIFICATIONS	FINISHING	MEASURE (mm)
HP161.102.007	Left	Zirconio	2169 x 578 x 25
HP161.102.008	Left	Brown Metal Grey	2169 x 578 x 25
HP161.102.009	Left	Silver Lead	2169 x 578 x 25

ITEM	SPECIFICATIONS	FINISHING	MEASURE (mm)
HP161.101.007	Right	Zirconio	2169 x 578 x 25
HP161.101.008	Right	Brown Metal Grey	2169 x 578 x 25
HP161.101.009	Right	Silver Lead	2169 x 578 x 25

## TEMPERED GLASS FOR TETRIX SIDE PROFILE




ITEM	SPECIFICATIONS	FINISHING	MEASURE (mm)
VA210.001.001	with retro-painted frame	Extra Light	2617 x 578 x 4
VA210.001.002	with retro-painted frame	Fumè	2617 x 578 x 4

ITEM	SPECIFICATIONS	FINISHING	MEASURE (mm)
VA210.001.003	with retro-painted frame	Extra Light	2425 x 578 x 4
VA210.001.004	with retro-painted frame	Fumè	2425 x 578 x 4

ITEM	SPECIFICATIONS	FINISHING	MEASURE (mm)
VA210.001.005	with retro-painted frame	Extra Light	2169 x 578 x 4
VA210.001.006	with retro-painted frame	Fumè	2169 x 578 x 4

## TETRIX STRUCTURAL SIDE PROFILE (CENTRAL)



ITEM	SPECIFICATIONS	FINISHING	MEASURE (mm)
HP161.103.001	Central	Zirconio	2617 x 578 x 25
HP161.103.002	Central	Brown Metal Grey	2617 x 578 x 25
HP161.103.003	Central	Silver Lead	2617 x 578 x 25

ITEM	SPECIFICATIONS	FINISHING	MEASURE (mm)
HP161.103.004	Central	Zirconio	2425 x 578 x 25
HP161.103.005	Central	Brown Metal Grey	2425 x 578 x 25
HP161.103.006	Central	Silver Lead	2425 x 578 x 25

ITEM	SPECIFICATIONS	FINISHING	MEASURE (mm)
HP161.103.007	Central	Zirconio	2169 x 578 x 25
HP161.103.008	Central	Brown Metal Grey	2169 x 578 x 25
HP161.103.009	Central	Silver Lead	2169 x 578 x 25

## FLEXYLED



ITEM	SPECIFICATIONS	FINISHING	Watt and Volt
LH087.101.001	L = 3000mm cuttable	4000k	14,4W @ 12Vdc

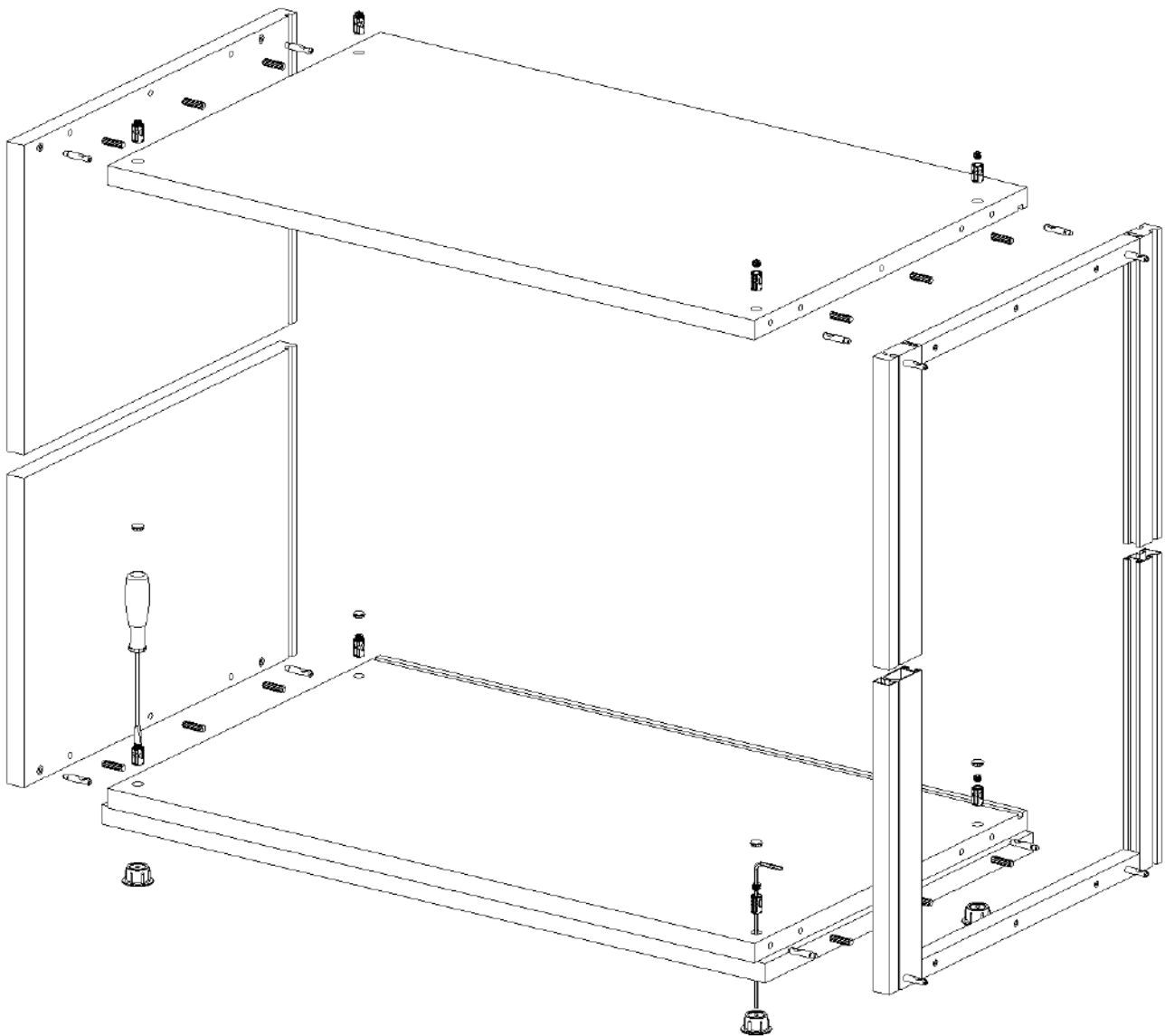
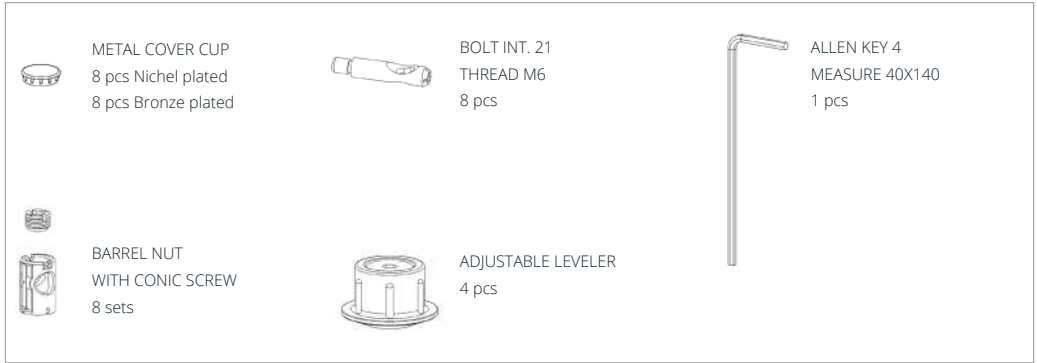
## TRASFORMER AND CABLE FOR FLEXYLED



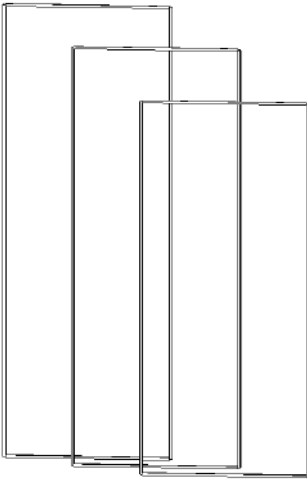
ITEM	SPECIFICATIONS	FINISHING	Watt and Volt
LH087.102.001	with italian plug	-	60W - 12 Vdc

## SET OF CONNECTING FITTINGS

ITEM	SPECIFICATIONS
DB802.008.001	Set of connecting fittings for hinged door wardrobe and open wardrobe



## PROFILE FOR GLASS BACK PANEL FOR HINGED WARDROBE - MODULE 960




ITEM	SPECIFICATIONS	FINISHING	MEASURE (mm)
HP163.101.001		Zirconio	2566,5 x 959,5
HP163.101.002		Brown Metal Grey	2566,5 x 959,5
HP163.101.003		Silver Lead	2566,5 x 959,5

ITEM	SPECIFICATIONS	FINISHING	MEASURE (mm)
HP163.101.004		Zirconio	2374,5 x 959,5
HP163.101.005		Brown Metal Grey	2374,5 x 959,5
HP163.101.006		Silver Lead	2374,5 x 959,5

ITEM	SPECIFICATIONS	FINISHING	MEASURE (mm)
HP163.101.007		Zirconio	2118,5 x 959,5
HP163.101.008		Brown Metal Grey	2118,5 x 959,5
HP163.101.009		Silver Lead	2118,5 x 959,5

## PROFILE FOR GLASS BACK PANEL FOR HINGED WARDROBE - MODULE 660

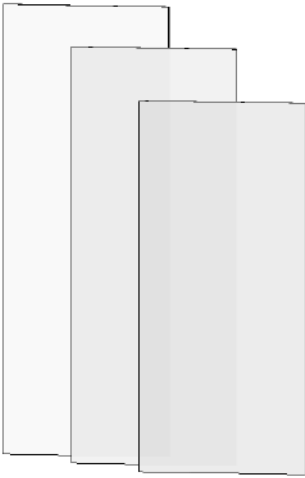


ITEM	SPECIFICATIONS	FINISHING	MEASURE (mm)
HP163.101.010		Zirconio	2566,5 x 659,5
HP163.101.011		Brown Metal Grey	2566,5 x 659,5
HP163.101.012		Silver Lead	2566,5 x 659,5

ITEM	SPECIFICATIONS	FINISHING	MEASURE (mm)
HP163.101.013		Zirconio	2374,5 x 659,5
HP163.101.014		Brown Metal Grey	2374,5 x 659,5
HP163.101.015		Silver Lead	2374,5 x 659,5

ITEM	SPECIFICATIONS	FINISHING	MEASURE (mm)
HP163.101.016		Zirconio	2118,5 x 659,5
HP163.101.017		Brown Metal Grey	2118,5 x 659,5
HP163.101.018		Silver Lead	2118,5 x 659,5

## TEMPERED GLASS IN MEASURE FOR BACK PANEL - MODULE 960




ITEM	SPECIFICATIONS	FINISHING	MEASURE (mm)
VA210.005.001		Extra Light	2560 x 953 x 4
VA210.005.002		Fumè	2560 x 953 x 4

ITEM	SPECIFICATIONS	FINISHING	MEASURE (mm)
VA210.005.003		Extra Light	2368 x 953 x 4
VA210.005.004		Fumè	2368 x 953 x 4

ITEM	SPECIFICATIONS	FINISHING	MEASURE (mm)
VA210.005.005		Extra Light	2112 x 953 x 4
VA210.005.006		Fumè	2112 x 953 x 4

## TEMPERED GLASS IN MEASURE FOR BACK PANEL - MODULE 660



ITEM	SPECIFICATIONS	FINISHING	MEASURE (mm)
VA210.005.007		Extra Light	2560 x 653 x 4
VA210.005.008		Fumè	2560 x 653 x 4

ITEM	SPECIFICATIONS	FINISHING	MEASURE (mm)
VA210.005.009		Extra Light	2368 x 653 x 4
VA210.005.010		Fumè	2368 x 653 x 4


ITEM	SPECIFICATIONS	FINISHING	MEASURE (mm)
VA210.005.011		Extra Light	2112 x 653 x 4
VA210.005.012		Fumè	2112 x 653 x 4





---


GLIX DOORS WITH PIVOTING HINGES  
**FOR HINGED WARDROBE**

---





## GLIX DOOR IN MEASURE WITH SOFT CLOSING




ITEM	SPECIFICATIONS	FINISHING	MEASURE (mm)
HP135.101.001	Module 468 / Module 960	Zirconio	2615 x 488
HP135.101.002	Module 468 / Module 960	Brown Metal Grey	2615 x 488
HP135.101.003	Module 468 / Module 960	Silver Lead	2615 x 488

ITEM	SPECIFICATIONS	FINISHING	MEASURE (mm)
HP135.101.004	Module 468 / Module 960	Zirconio	2423 x 488
HP135.101.005	Module 468 / Module 960	Brown Metal Grey	2423 x 488
HP135.101.006	Module 468 / Module 960	Silver Lead	2423 x 488

ITEM	SPECIFICATIONS	FINISHING	MEASURE (mm)
HP135.101.007	Module 468 / Module 960	Zirconio	2167 x 488
HP135.101.008	Module 468 / Module 960	Brown Metal Grey	2167 x 488
HP135.101.009	Module 468 / Module 960	Silver Lead	2167 x 488

## TEMPERED GLASS FOR GLIX HINGED DOOR

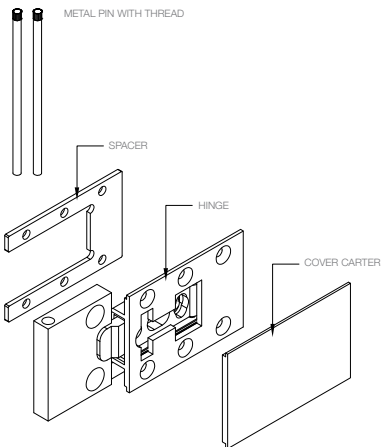


ITEM	SPECIFICATIONS	FINISHING	MEASURE (mm)
VA210.002.001	Module 468 / Module 960	Extra Light	2610 x 467 x 4
VA210.002.002	Module 468 / Module 960	Fumè	2610 x 467 x 4


ITEM	SPECIFICATIONS	FINISHING	MEASURE (mm)
VA210.002.003	Module 468 / Module 960	Extra Light	2418 x 467 x 4
VA210.002.004	Module 468 / Module 960	Fumè	2418 x 467 x 4

ITEM	SPECIFICATIONS	FINISHING	MEASURE (mm)
VA210.002.005	Module 468 / Module 960	Extra Light	2162 x 467 x 4
VA210.002.006	Module 468 / Module 960	Fumè	2162 x 467 x 4


## SET OF GLIX HINGES



ITEM	SPECIFICATIONS	FINISHING	MEASURE (mm)
HP135.003.017	For side panel 25mm	Zirconio	-
HP135.003.004	For side panel 25mm	Brown Metal Grey	-
HP135.003.005	For side panel 25mm	Silver Lead	-



## GLIX DOOR IN MEASURE WITH SOFT CLOSING




ITEM	SPECIFICATIONS	FINISHING	MEASURE (mm)
HP135.101.010	Module 660	Zirconio	2615 x 338
HP135.101.011	Module 660	Brown Metal Grey	2615 x 338
HP135.101.012	Module 660	Silver Lead	2615 x 338

ITEM	SPECIFICATIONS	FINISHING	MEASURE (mm)
HP135.101.013	Module 660	Zirconio	2423 x 338
HP135.101.014	Module 660	Brown Metal Grey	2423 x 338
HP135.101.015	Module 660	Silver Lead	2423 x 338

ITEM	SPECIFICATIONS	FINISHING	MEASURE (mm)
HP135.101.016	Module 660	Zirconio	2167 x 338
HP135.101.017	Module 660	Brown Metal Grey	2167 x 338
HP135.101.018	Module 660	Silver Lead	2167 x 338

## TEMPERED GLASS FOR GLIX HINGED DOOR

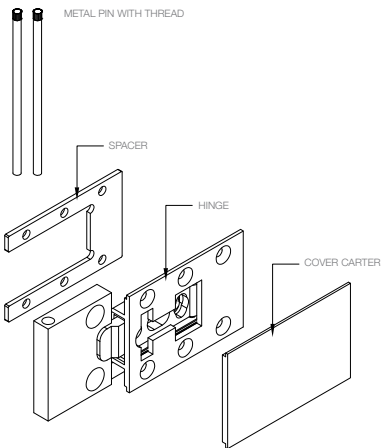


ITEM	SPECIFICATIONS	FINISHING	MEASURE (mm)
VA210.002.007	Module 660	Extra Light	2610 x 317 x 4
VA210.002.008	Module 660	Fumè	2610 x 317 x 4


ITEM	SPECIFICATIONS	FINISHING	MEASURE (mm)
VA210.002.009	Module 660	Extra Light	2418 x 317 x 4
VA210.002.010	Module 660	Fumè	2418 x 317 x 4

ITEM	SPECIFICATIONS	FINISHING	MEASURE (mm)
VA210.002.011	Module 660	Extra Light	2162 x 317 x 4
VA210.002.012	Module 660	Fumè	2162 x 317 x 4

## SET OF GLIX HINGES



ITEM	SPECIFICATIONS	FINISHING	MEASURE (mm)
HP135.003.017	For side panel 25mm	Zirconio	-
HP135.003.004	For side panel 25mm	Brown Metal Grey	-
HP135.003.005	For side panel 25mm	Silver Lead	-





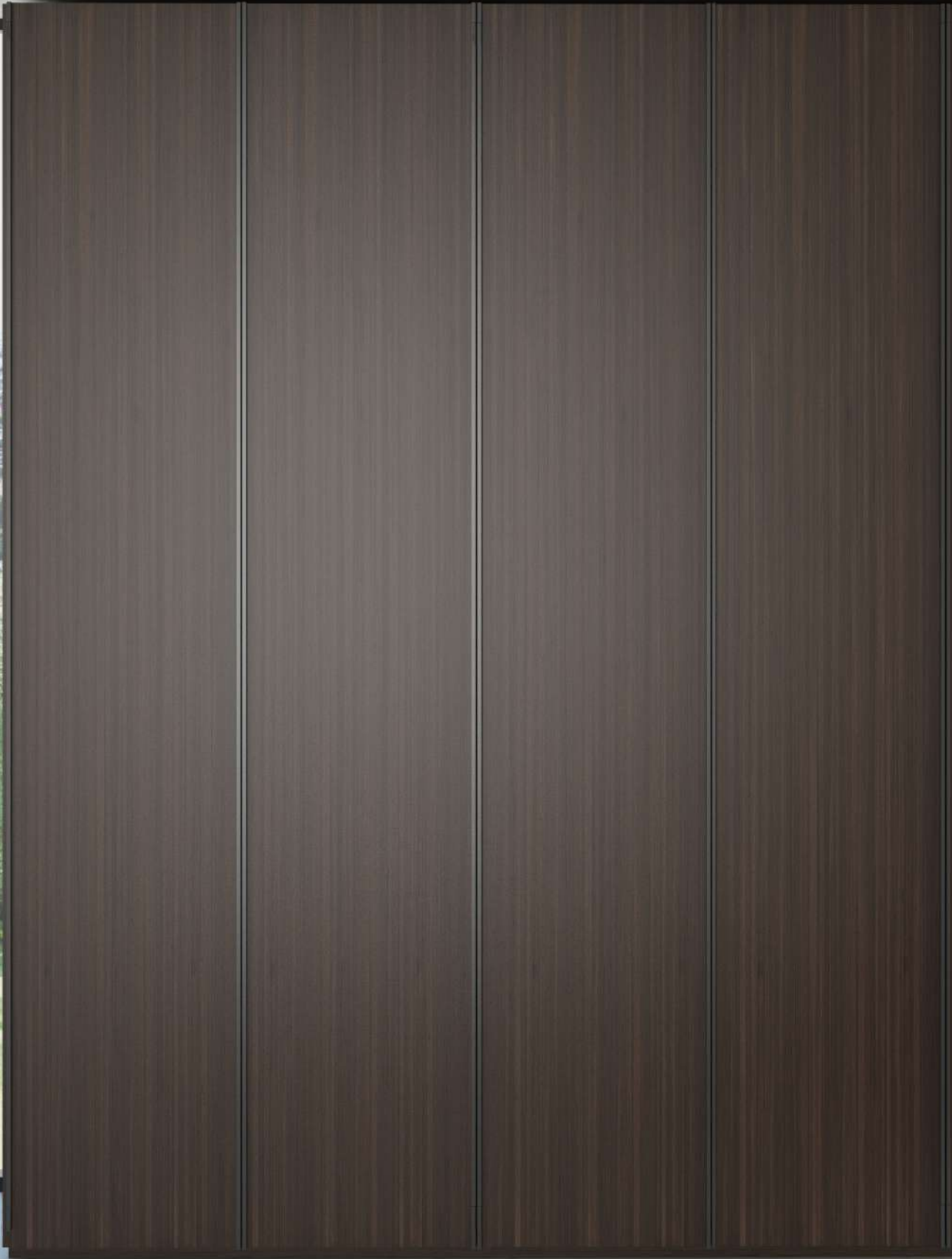
*Hinged wardrobe with Glix wood and Glix full-grain Leather doors*

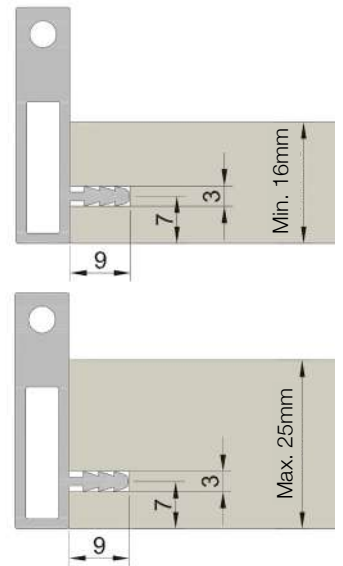
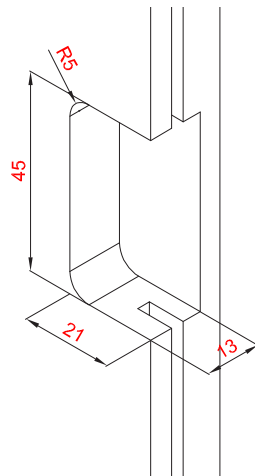
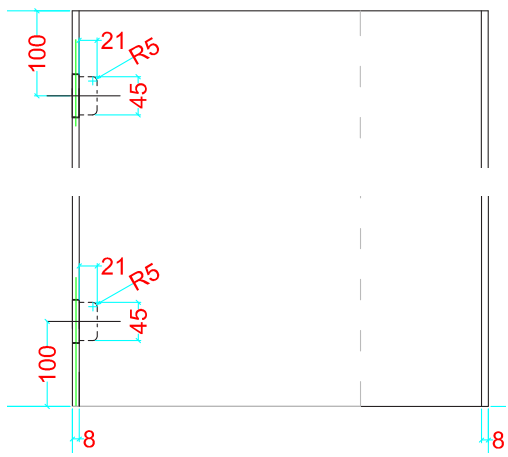
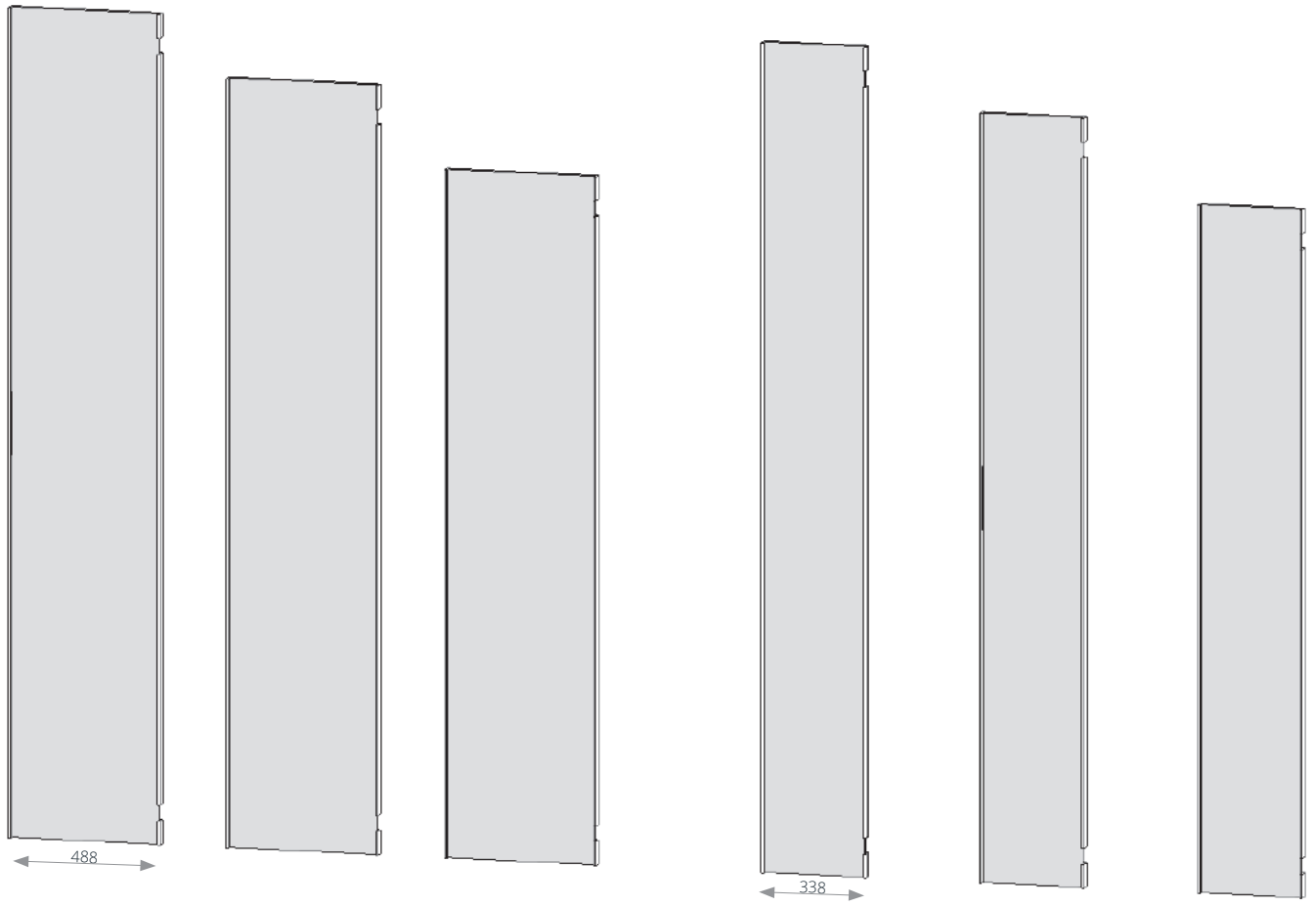


---

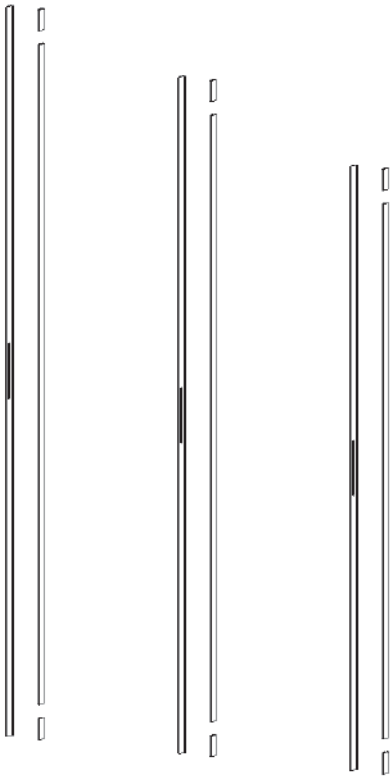
GLIX WOOD PIVOTING HINGES AND PROFILES FOR WOODEN DOORS  
**FOR HINGED WARDROBE**

---





## GLIX WOOD DOOR - KIT OF HINGED PROFILE IN MEASURE AND HANDLE PROFILE

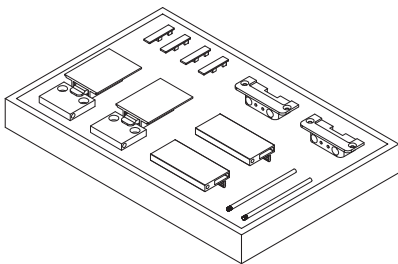


ITEM	SPECIFICATIONS	FINISHING	MEASURE (mm)
HP160.101.001	Panel Thick. 16mm to 25mm	Zirconio	2615 x 35 x 8
HP160.101.002	Panel Thick. 16mm to 25mm	Brown Metal Grey	2615 x 35 x 8
HP160.101.003	Panel Thick. 16mm to 25mm	Silver Lead	2615 x 35 x 8

ITEM	SPECIFICATIONS	FINISHING	MEASURE (mm)
HP160.101.004	Panel Thick. 16mm to 25mm	Zirconio	2423 x 35 x 8
HP160.101.005	Panel Thick. 16mm to 25mm	Brown Metal Grey	2423 x 35 x 8
HP160.101.006	Panel Thick. 16mm to 25mm	Silver Lead	2423 x 35 x 8

ITEM	SPECIFICATIONS	FINISHING	MEASURE (mm)
HP160.101.007	Panel Thick. 16mm to 25mm	Zirconio	2167 x 35 x 8
HP160.101.008	Panel Thick. 16mm to 25mm	Brown Metal Grey	2167 x 35 x 8
HP160.101.009	Panel Thick. 16mm to 25mm	Silver Lead	2167 x 35 x 8

## SET OF GLIX WOOD HINGES



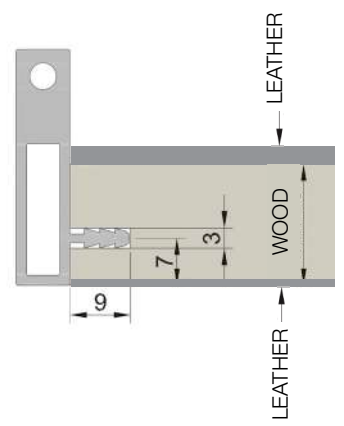
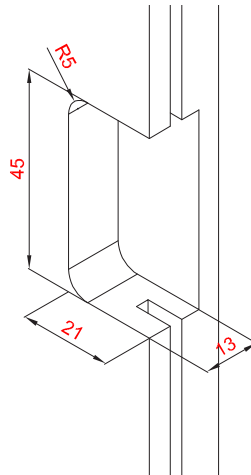
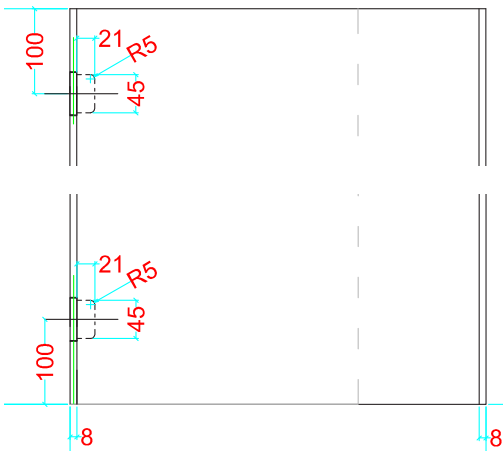
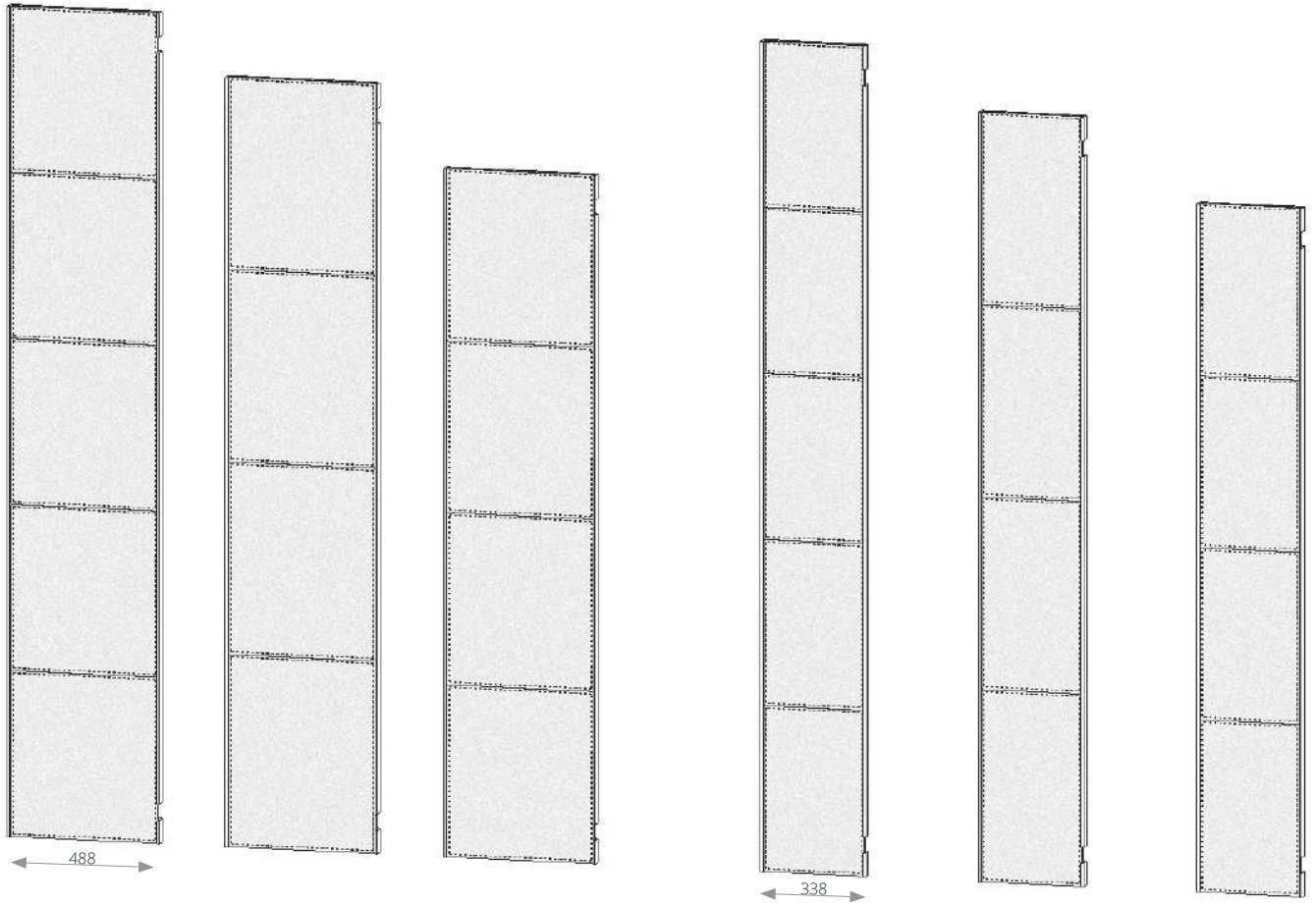
ITEM	SPECIFICATIONS	FINISHING	MEASURE (mm)
HP160.001.006	For side panel 25mm	Zirconio	-
HP160.001.005	For side panel 25mm	Brown Metal Grey	-
HP160.001.004	For side panel 25mm	Silver Lead	-

---

GLIX FULL-GRAIN LEATHER DOORS  
**FOR HINGED WARDROBE**

---





## GLIX LEATHER DOOR - DARK GREY FULL-GRAIN LEATHER WITH STITCHES DIVISIONS



ITEM	SPECIFICATIONS	FINISHING	MEASURE (mm)
AB202.007.008	Dark Grey Leather	Zirconio	2615 x 488
AB202.007.001	Dark Grey Leather	Brown Metal Grey	2615 x 488

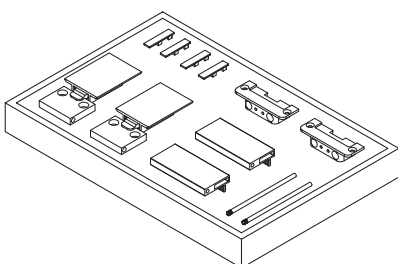
ITEM	SPECIFICATIONS	FINISHING	MEASURE (mm)
AB202.007.022	Dark Grey Leather	Zirconio	2423 x 488
AB202.007.015	Dark Grey Leather	Brown Metal Grey	2423 x 488

ITEM	SPECIFICATIONS	FINISHING	MEASURE (mm)
AB202.007.036	Dark Grey Leather	Zirconio	2167 x 488
AB202.007.029	Dark Grey Leather	Brown Metal Grey	2167 x 488

ITEM	SPECIFICATIONS	FINISHING	MEASURE (mm)
AB202.037.008	Dark Grey Leather	Zirconio	2615 x 338
AB202.037.001	Dark Grey Leather	Brown Metal Grey	2615 x 338

ITEM	SPECIFICATIONS	FINISHING	MEASURE (mm)
AB202.037.022	Dark Grey Leather	Zirconio	2423 x 338
AB202.037.015	Dark Grey Leather	Brown Metal Grey	2423 x 338

ITEM	SPECIFICATIONS	FINISHING	MEASURE (mm)
AB202.037.036	Dark Grey Leather	Zirconio	2167 x 338
AB202.037.029	Dark Grey Leather	Brown Metal Grey	2167 x 338



ITEM	SPECIFICATIONS	FINISHING	MEASURE (mm)
HP160.001.006	For side panel 25mm	Zirconio	-
HP160.001.005	For side panel 25mm	Brown Metal Grey	-



## GLIX LEATHER DOOR - BLACK FULL-GRAIN LEATHER WITH STITCHES DIVISIONS



ITEM	SPECIFICATIONS	FINISHING	MEASURE (mm)
AB202.007.009	Black Leather	Zirconio	2615 x 488
AB202.007.002	Black Leather	Brown Metal Grey	2615 x 488

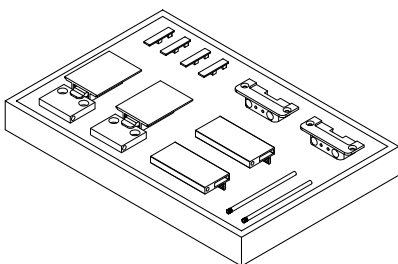
ITEM	SPECIFICATIONS	FINISHING	MEASURE (mm)
AB202.007.023	Black Leather	Zirconio	2423 x 488
AB202.007.016	Black Leather	Brown Metal Grey	2423 x 488

ITEM	SPECIFICATIONS	FINISHING	MEASURE (mm)
AB202.007.037	Black Leather	Zirconio	2167 x 488
AB202.007.030	Black Leather	Brown Metal Grey	2167 x 488

ITEM	SPECIFICATIONS	FINISHING	MEASURE (mm)
AB202.037.009	Black Leather	Zirconio	2615 x 338
AB202.037.002	Black Leather	Brown Metal Grey	2615 x 338

ITEM	SPECIFICATIONS	FINISHING	MEASURE (mm)
AB202.037.023	Black Leather	Zirconio	2423 x 338
AB202.037.016	Black Leather	Brown Metal Grey	2423 x 338

ITEM	SPECIFICATIONS	FINISHING	MEASURE (mm)
AB202.037.037	Black Leather	Zirconio	2167 x 338
AB202.037.030	Black Leather	Brown Metal Grey	2167 x 338



ITEM	SPECIFICATIONS	FINISHING	MEASURE (mm)
HP160.001.006	For side panel 25mm	Zirconio	-
HP160.001.005	For side panel 25mm	Brown Metal Grey	-

## GLIX LEATHER DOOR - TORTORA FULL-GRAIN LEATHER WITH STITCHES DIVISIONS



ITEM	SPECIFICATIONS	FINISHING	MEASURE (mm)
AB202.007.011	Tortora Leather	Zirconio	2615 x 488
AB202.007.004	Tortora Leather	Brown Metal Grey	2615 x 488

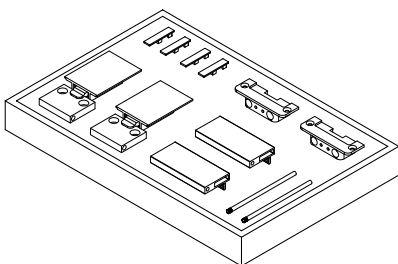
ITEM	SPECIFICATIONS	FINISHING	MEASURE (mm)
AB202.007.025	Tortora Leather	Zirconio	2423 x 488
AB202.007.018	Tortora Leather	Brown Metal Grey	2423 x 488

ITEM	SPECIFICATIONS	FINISHING	MEASURE (mm)
AB202.007.039	Tortora Leather	Zirconio	2167 x 488
AB202.007.032	Tortora Leather	Brown Metal Grey	2167 x 488

ITEM	SPECIFICATIONS	FINISHING	MEASURE (mm)
AB202.037.011	Tortora Leather	Zirconio	2615 x 338
AB202.037.004	Tortora Leather	Brown Metal Grey	2615 x 338

ITEM	SPECIFICATIONS	FINISHING	MEASURE (mm)
AB202.037.025	Tortora Leather	Zirconio	2423 x 338
AB202.037.018	Tortora Leather	Brown Metal Grey	2423 x 338

ITEM	SPECIFICATIONS	FINISHING	MEASURE (mm)
AB202.037.039	Tortora Leather	Zirconio	2167 x 338
AB202.037.032	Tortora Leather	Brown Metal Grey	2167 x 338



ITEM	SPECIFICATIONS	FINISHING	MEASURE (mm)
HP160.001.006	For side panel 25mm	Zirconio	-
HP160.001.005	For side panel 25mm	Brown Metal Grey	-

## GLIX LEATHER DOOR - BROWN COFFEE FULL-GRAIN LEATHER WITH STITCHES DIVISIONS



ITEM	SPECIFICATIONS	FINISHING	MEASURE (mm)
AB202.007.012	Brown Coffee Leather	Zirconio	2615 x 488
AB202.007.005	Brown Coffee Leather	Brown Metal Grey	2615 x 488

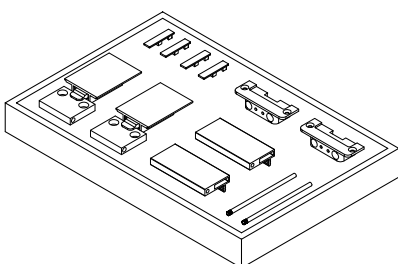
ITEM	SPECIFICATIONS	FINISHING	MEASURE (mm)
AB202.007.026	Brown Coffee Leather	Zirconio	2423 x 488
AB202.007.019	Brown Coffee Leather	Brown Metal Grey	2423 x 488

ITEM	SPECIFICATIONS	FINISHING	MEASURE (mm)
AB202.007.040	Brown Coffee Leather	Zirconio	2167 x 488
AB202.007.033	Brown Coffee Leather	Brown Metal Grey	2167 x 488

ITEM	SPECIFICATIONS	FINISHING	MEASURE (mm)
AB202.037.012	Brown Coffee Leather	Zirconio	2615 x 338
AB202.037.005	Brown Coffee Leather	Brown Metal Grey	2615 x 338

ITEM	SPECIFICATIONS	FINISHING	MEASURE (mm)
AB202.037.026	Brown Coffee Leather	Zirconio	2423 x 338
AB202.037.019	Brown Coffee Leather	Brown Metal Grey	2423 x 338

ITEM	SPECIFICATIONS	FINISHING	MEASURE (mm)
AB202.037.040	Brown Coffee Leather	Zirconio	2167 x 338
AB202.037.033	Brown Coffee Leather	Brown Metal Grey	2167 x 338



ITEM	SPECIFICATIONS	FINISHING	MEASURE (mm)
HP160.001.006	For side panel 25mm	Zirconio	-
HP160.001.005	For side panel 25mm	Brown Metal Grey	-

# GLIX LEATHER DOOR - VINTAGE CUIIUM FULL-GRAIN LEATHER WITH STITCHES DIVISIONS



ITEM	SPECIFICATIONS	FINISHING	MEASURE (mm)
AB202.007.013	Cuoium Vintage Leather	Zirconio	2615 x 488
AB202.007.006	Cuoium Vintage Leather	Brown Metal Grey	2615 x 488

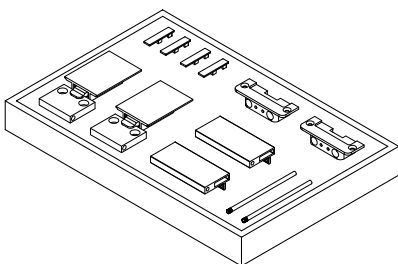
ITEM	SPECIFICATIONS	FINISHING	MEASURE (mm)
AB202.007.027	Cuoium Vintage Leather	Zirconio	2423 x 488
AB202.007.020	Cuoium Vintage Leather	Brown Metal Grey	2423 x 488

ITEM	SPECIFICATIONS	FINISHING	MEASURE (mm)
AB202.007.041	Cuoium Vintage Leather	Zirconio	2167 x 488
AB202.007.034	Cuoium Vintage Leather	Brown Metal Grey	2167 x 488

ITEM	SPECIFICATIONS	FINISHING	MEASURE (mm)
AB202.037.013	Cuoium Vintage Leather	Zirconio	2615 x 338
AB202.037.006	Cuoium Vintage Leather	Brown Metal Grey	2615 x 338

ITEM	SPECIFICATIONS	FINISHING	MEASURE (mm)
AB202.037.027	Cuoium Vintage Leather	Zirconio	2423 x 338
AB202.037.020	Cuoium Vintage Leather	Brown Metal Grey	2423 x 338

ITEM	SPECIFICATIONS	FINISHING	MEASURE (mm)
AB202.037.041	Cuoium Vintage Leather	Zirconio	2167 x 338
AB202.037.034	Cuoium Vintage Leather	Brown Metal Grey	2167 x 338



ITEM	SPECIFICATIONS	FINISHING	MEASURE (mm)
HP160.001.006	For side panel 25mm	Zirconio	-
HP160.001.005	For side panel 25mm	Brown Metal Grey	-





*Walk-in Closet with Tetrix structural side profiles*

---


TETRIX STRUCTURAL SIDE PROFILES  
**FOR WALK-IN CLOSET SYSTEM**

---





## TETRIX STRUCTURAL FOR WALK-IN CLOSETS LEFT AND RIGHT SIDE



ITEM	SPECIFICATIONS	FINISHING	MEASURE (mm)
HP161.105.001	Left	Zirconio	2169 x 578 x 25
HP161.105.002	Left	Brown Metal Grey	2169 x 578 x 25
HP161.105.003	Left	Silver Lead	2169 x 578 x 25

ITEM	SPECIFICATIONS	FINISHING	MEASURE (mm)
HP161.104.001	Right	Brown Metal Grey	2169 x 578 x 25
HP161.104.002	Right	Zirconio	2169 x 578 x 25
HP161.104.003	Right	Silver Lead	2169 x 578 x 25


ITEM	SPECIFICATIONS	FINISHING	MEASURE (mm)
HP161.105.004	Left	Zirconio	2425 x 578 x 25
HP161.105.005	Left	Brown Metal Grey	2425 x 578 x 25
HP161.105.006	Left	Silver Lead	2425 x 578 x 25

ITEM	SPECIFICATIONS	FINISHING	MEASURE (mm)
HP161.104.004	Right	Zirconio	2425 x 578 x 25
HP161.104.005	Right	Brown Metal Grey	2425 x 578 x 25
HP161.104.006	Right	Silver Lead	2425 x 578 x 25

ITEM	SPECIFICATIONS	FINISHING	MEASURE (mm)
HP161.105.007	Left	Zirconio	2169 x 578 x 25
HP161.105.008	Left	Brown Metal Grey	2169 x 578 x 25
HP161.105.009	Left	Silver Lead	2169 x 578 x 25

ITEM	SPECIFICATIONS	FINISHING	MEASURE (mm)
HP161.104.007	Right	Zirconio	2169 x 578 x 25
HP161.104.008	Right	Brown Metal Grey	2169 x 578 x 25
HP161.104.009	Right	Silver Lead	2169 x 578 x 25

## TEMPERED GLASS FOR TETRIX SIDE PROFILE




ITEM	SPECIFICATIONS	FINISHING	MEASURE (mm)
VA210.001.001	with retro-painted frame	Extra Light	2617 x 578 x 4
VA210.001.002	with retro-painted frame	Fumè	2617 x 578 x 4

ITEM	SPECIFICATIONS	FINISHING	MEASURE (mm)
VA210.001.003	with retro-painted frame	Extra Light	2425 x 578 x 4
VA210.001.004	with retro-painted frame	Fumè	2425 x 578 x 4

ITEM	SPECIFICATIONS	FINISHING	MEASURE (mm)
VA210.001.005	with retro-painted frame	Extra Light	2169 x 578 x 4
VA210.001.006	with retro-painted frame	Fumè	2169 x 578 x 4

## TETRIX STRUCTURAL CENTRAL SIDE PROFILE



ITEM	SPECIFICATIONS	FINISHING	MEASURE (mm)
HP161.106.001	Central	Zirconio	2617 x 578 x 25
HP161.106.002	Central	Brown Metal Grey	2617 x 578 x 25
HP161.106.003	Central	Silver Lead	2617 x 578 x 25

ITEM	SPECIFICATIONS	FINISHING	MEASURE (mm)
HP161.106.004	Central	Zirconio	2425 x 578 x 25
HP161.106.005	Central	Brown Metal Grey	2425 x 578 x 25
HP161.106.006	Central	Silver Lead	2425 x 578 x 25

ITEM	SPECIFICATIONS	FINISHING	MEASURE (mm)
HP161.106.007	Central	Zirconio	2169 x 578 x 25
HP161.106.008	Central	Brown Metal Grey	2169 x 578 x 25
HP161.106.009	Central	Silver Lead	2169 x 578 x 25

## FLEXYLED



ITEM	SPECIFICATIONS	FINISHING	Watt and Volt
LH087.101.001	L = 3000mm cuttable	4000k	14,4W @ 12Vdc

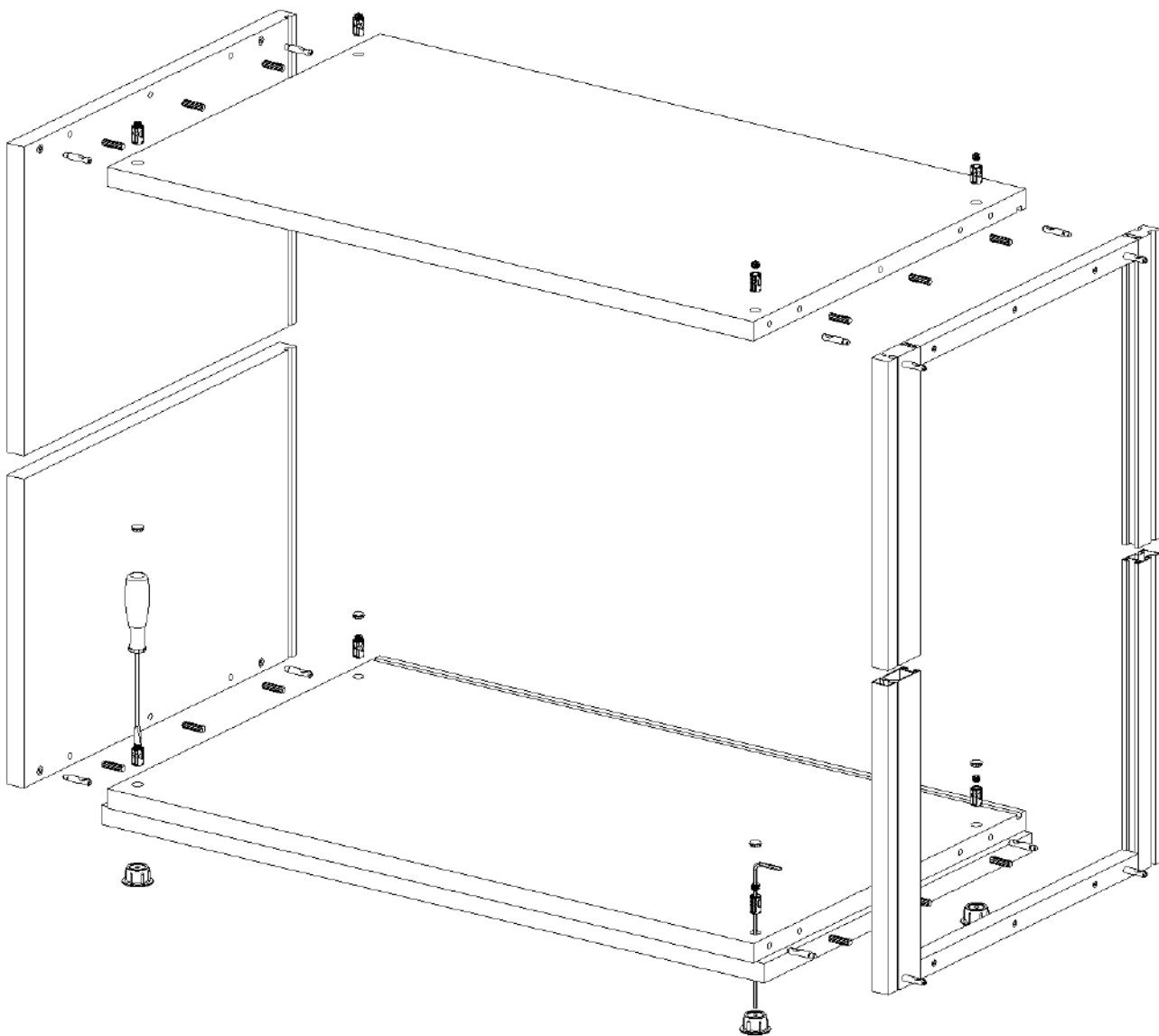
## TRASFORMER AND CABLE FOR FLEXYLED



ITEM	SPECIFICATIONS	FINISHING	Watt and Volt
LH087.102.001	with italian plug	-	60W - 12Vdc

## SET OF CONNECTING FITTINGS

ITEM	SPECIFICATIONS
DB802.008.001	Set of connecting fittings for hinged door wardrobe and open wardrobe



---

ACCESSORIES

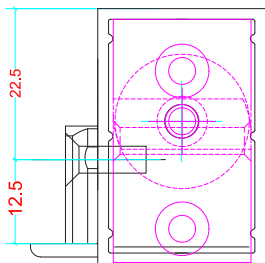
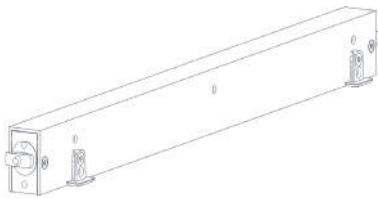
**FOR HINGED WARDROBE AND WALK-IN CLOSET**

---



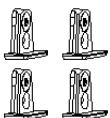


## HORIZONTAL INTERMEDIATE PROFILE



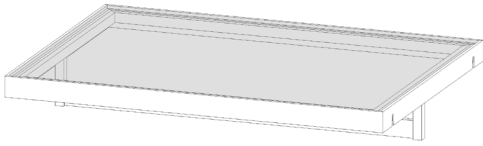
ITEM	SPECIFICATIONS	FINISHING	MEASURE (mm)
HP161.110.001	Right	Zirconio	465 x 38 x 25
HP161.110.002	Right	Brown Metal Grey	465 x 38 x 25
HP161.110.003	Right	Silver Lead	465 x 38 x 25
HP161.110.004	Left	Zirconio	465 x 38 x 25
HP161.110.005	Left	Brown Metal Grey	465 x 38 x 25
HP161.110.006	Left	Silver Lead	465 x 38 x 25
HP161.110.007	Central	Zirconio	465 x 38 x 25
HP161.110.008	Central	Brown Metal Grey	465 x 38 x 25
HP161.110.009	Central	Silver Lead	465 x 38 x 25

## KIT OF SHELF SUPPORTS FOR LUMIX ALUMINIUM SHELF



ITEM	SPECIFICATIONS	FINISHING	MEASURE (mm)
HP150.004.004	with screw M4 included	-	

## LUMIX ALUMINIUM SHELF WITH HANGING ROD



ITEM	SPECIFICATIONS	FINISHING	MEASURE (mm)
HP150.102.001	Module 960	Zirconio	960 X 500 X 35
HP150.102.002	Module 960	Brown Metal Grey	960 X 500 X 35
HP150.102.003	Module 960	Silver Lead	960 X 500 X 35

ITEM	SPECIFICATIONS	FINISHING	MEASURE (mm)
HP150.102.004	Module 660	Zirconio	660 X 500 X 35
HP150.102.005	Module 660	Brown Metal Grey	660 X 500 X 35
HP150.102.006	Module 660	Silver Lead	660 X 500 X 35

ITEM	SPECIFICATIONS	FINISHING	MEASURE (mm)
HP150.102.007	Module 468	Zirconio	468 X 500 X 35
HP150.102.008	Module 468	Brown Metal Grey	468 X 500 X 35
HP150.102.009	Module 468	Silver Lead	468 X 500 X 35

## TEMPERED GLASS FOR LUMIX ALUMINIUM SHELF




ITEM	SPECIFICATIONS	FINISHING	MEASURE (mm)
VA210.003.001	Module 960	Extra Light	948 x 489 x 4
VA210.003.002	Module 960	Fumè	948 x 489 x 4

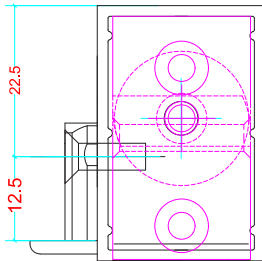
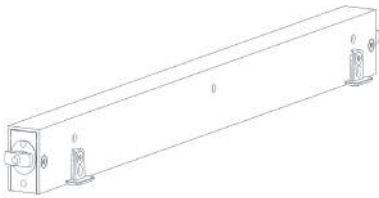
ITEM	SPECIFICATIONS	FINISHING	MEASURE (mm)
VA210.003.003	Module 660	Extra Light	648 x 489 x 4
VA210.003.004	Module 660	Fumè	648 x 489 x 4

ITEM	SPECIFICATIONS	FINISHING	MEASURE (mm)
VA210.003.005	Module 468	Extra Light	456 x 489 x 4
VA210.003.006	Module 468	Fumè	456 x 489 x 4



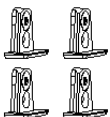


## HORIZONTAL INTERMEDIATE PROFILE



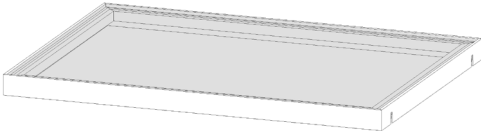
ITEM	SPECIFICATIONS	FINISHING	MEASURE (mm)
HP161.110.001	Right	Zirconio	465 x 38 x 25
HP161.110.002	Right	Brown Metal Grey	465 x 38 x 25
HP161.110.003	Right	Silver Lead	465 x 38 x 25
HP161.110.004	Left	Zirconio	465 x 38 x 25
HP161.110.005	Left	Brown Metal Grey	465 x 38 x 25
HP161.110.006	Left	Silver Lead	465 x 38 x 25
HP161.110.007	Central	Zirconio	465 x 38 x 25
HP161.110.008	Central	Brown Metal Grey	465 x 38 x 25
HP161.110.009	Central	Silver Lead	465 x 38 x 25

## KIT OF SHELF SUPPORTS FOR LUMIX ALUMINIUM SHELF



ITEM	SPECIFICATIONS	FINISHING	MEASURE (mm)
HP150.004.004	with screw M4 included	-	-

## LUMIX ALUMINIUM SHELF



ITEM	SPECIFICATIONS	FINISHING	MEASURE (mm)
HP150.101.001	Module 960	Zirconio	960 X 500 X 35
HP150.101.002	Module 960	Brown Metal Grey	960 X 500 X 35
HP150.101.003	Module 960	Silver Lead	960 X 500 X 35

ITEM	SPECIFICATIONS	FINISHING	MEASURE (mm)
HP150.102.004	Module 660	Zirconio	660 X 500 X 35
HP150.101.005	Module 660	Brown Metal Grey	660 X 500 X 35
HP150.101.006	Module 660	Silver Lead	660 X 500 X 35

ITEM	SPECIFICATIONS	FINISHING	MEASURE (mm)
HP150.101.007	Module 468	Zirconio	468 X 500 X 35
HP150.101.008	Module 468	Brown Metal Grey	468 X 500 X 35
HP150.101.009	Module 468	Silver Lead	468 X 500 X 35

## TEMPERED GLASS FOR LUMIX ALUMINIUM SHELF



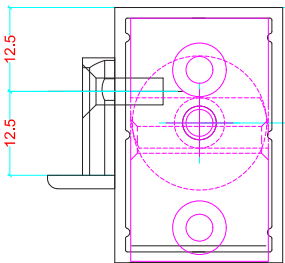
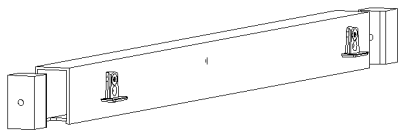
ITEM	SPECIFICATIONS	FINISHING	MEASURE (mm)
VA210.003.001	Module 960	Extra Light	948 x 489 x 4
VA210.003.002	Module 960	Fumè	948 x 489 x 4

ITEM	SPECIFICATIONS	FINISHING	MEASURE (mm)
VA210.003.003	Module 660	Extra Light	648 x 489 x 4
VA210.003.004	Module 660	Fumè	648 x 489 x 4

ITEM	SPECIFICATIONS	FINISHING	MEASURE (mm)
VA210.003.005	Module 468	Extra Light	456 x 489 x 4
VA210.003.006	Module 468	Fumè	456 x 489 x 4

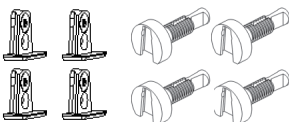


## HORIZONTAL INTERMEDIATE PROFILE - APPLICATION FOR WOODEN SHELF



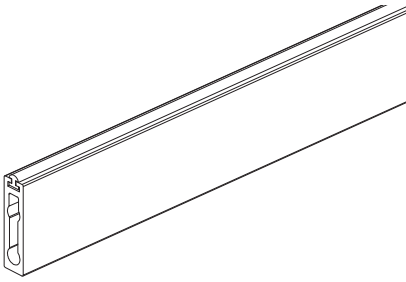
ITEM	SPECIFICATIONS	FINISHING	MEASURE (mm)
HP161.110.001	Right	Zirconio	465 x 38 x 25
HP161.110.002	Right	Brown Metal Grey	465 x 38 x 25
HP161.110.003	Right	Silver Lead	465 x 38 x 25
HP161.110.004	Left	Zirconio	465 x 38 x 25
HP161.110.005	Left	Brown Metal Grey	465 x 38 x 25
HP161.110.006	Left	Silver Lead	465 x 38 x 25
HP161.110.007	Central	Zirconio	465 x 38 x 25
HP161.110.008	Central	Brown Metal Grey	465 x 38 x 25
HP161.110.009	Central	Silver Lead	465 x 38 x 25

## KIT OF SHELF SUPPORTS FOR WOODEN SHELF



ITEM	SPECIFICATIONS	FINISHING	MEASURE (mm)
JB089.008.004	with screw M4 included	-	panel thick min. 25mm

## HANGING ROD PROFILE 30 x 8

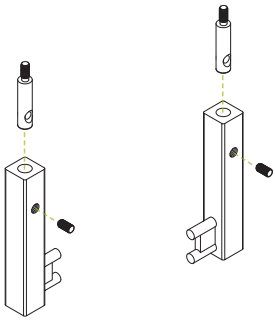


ITEM	SPECIFICATIONS	FINISHING	MEASURE (mm)
WA061.101.001	Module 960	Zirconio	909 x 30 x 8
WA061.101.002	Module 960	Brown Metal Grey	909 x 30 x 8
WA061.101.003	Module 960	Silver Lead	909 x 30 x 8

ITEM	SPECIFICATIONS	FINISHING	MEASURE (mm)
WA061.101.004	Module 660	Zirconio	609 x 30 x 8
WA061.101.005	Module 660	Brown Metal Grey	609 x 30 x 8
WA061.101.006	Module 660	Silver Lead	609 x 30 x 8

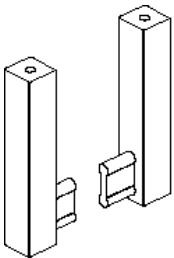
ITEM	SPECIFICATIONS	FINISHING	MEASURE (mm)
WA061.101.007	Module 468	Zirconio	417 x 30 x 8
WA061.101.008	Module 468	Brown Metal Grey	417 x 30 x 8
WA061.101.009	Module 468	Silver Lead	417 x 30 x 8

## SET OF HANGING ROD SUPPORTS WITH PIN THREAD M6 AND CONIC SCREW



ITEM	SPECIFICATIONS	FINISHING	MEASURE (mm)
WA061.009.001	For insert nut	Zirconio	15 x 15 x 80
WA061.003.054	For insert nut	Brown Metal Grey	15 x 15 x 80
WA061.003.056	For insert nut	Silver Lead	15 x 15 x 80

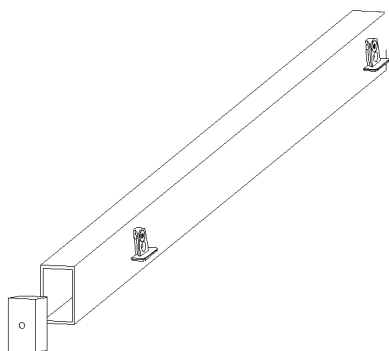
## HANGING ROD SUPPORT FOR SCREW M5



ITEM	SPECIFICATIONS	FINISHING	MEASURE (mm)
WA061.008.001	For metric screw	Zirconio	15 x 15 x 80
WA061.003.010	For metric screw	Brown Metal Grey	15 x 15 x 80
WA061.003.014	For metric screw	Silver Lead	15 x 15 x 80

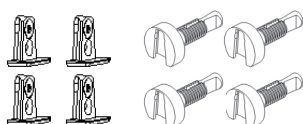


## HORIZONTAL SLOPING INTERMEDIATE PROFILE




ITEM	SPECIFICATIONS	FINISHING	MEASURE (mm)
HP161.111.001	Right	Zirconio	481,4 x 38 x 25
HP161.111.002	Right	Brown Metal Grey	481,4 x 38 x 25
HP161.111.003	Right	Silver Lead	481,4 x 38 x 25
HP161.111.004	Left	Zirconio	481,4 x 38 x 25
HP161.111.005	Left	Brown Metal Grey	481,4 x 38 x 25
HP161.111.006	Left	Silver Lead	481,4 x 38 x 25
HP161.111.007	Central	Zirconio	481,4 x 38 x 25
HP161.111.008	Central	Brown Metal Grey	481,4 x 38 x 25
HP161.111.009	Central	Silver Lead	481,4 x 38 x 25

## KIT OF SHELF SUPPORTS FOR WOODEN SHELF



ITEM	SPECIFICATIONS	FINISHING	MEASURE (mm)
JB089.008.004	with screw M4 included	-	panel thick min. 25mm

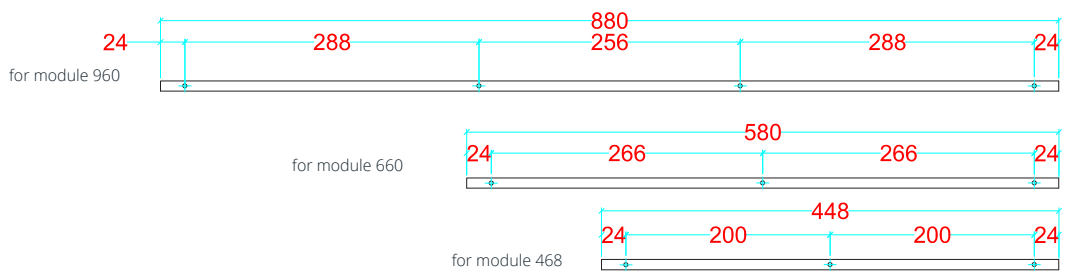
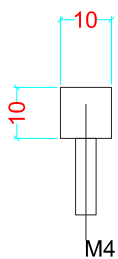
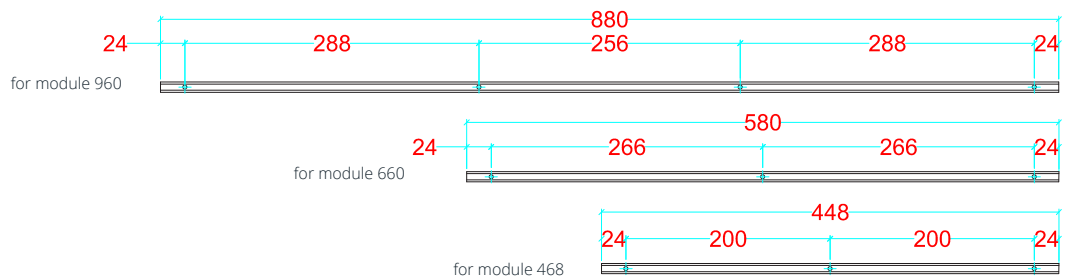
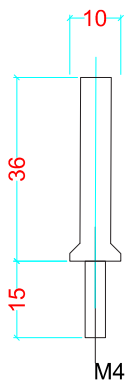
# SET OF SHOE RACK PROFILES COMPOSED BY TWO BACK PROFILES AND ONE FRONT PROFILE



ITEM	SPECIFICATIONS	FINISHING	MEASURE (mm)
HP155.101.001	Module 960	Zirconio	880
HP155.101.002	Module 960	Brown Metal Grey	880
HP155.101.003	Module 960	Silver Lead	880

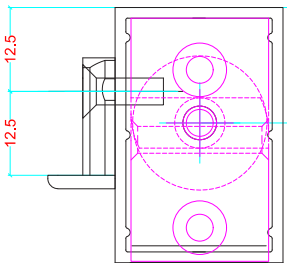
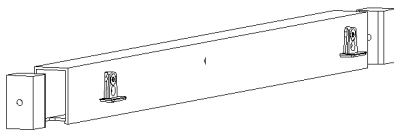
ITEM	SPECIFICATIONS	FINISHING	MEASURE (mm)
HP155.101.004	Module 660	Zirconio	580
HP155.101.005	Module 660	Brown Metal Grey	580
HP155.101.006	Module 660	Silver Lead	580

ITEM	SPECIFICATIONS	FINISHING	MEASURE (mm)
HP155.101.007	Module 468	Zirconio	448
HP155.101.008	Module 468	Brown Metal Grey	448
HP155.101.009	Module 468	Silver Lead	448



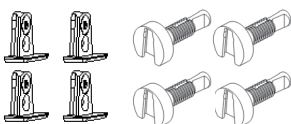


## HORIZONTAL INTERMEDIATE PROFILE - APPLICATION FOR WOODEN SHELF



ITEM	SPECIFICATIONS	FINISHING	MEASURE (mm)
HP161.110.001	Right	Zirconio	465 x 38 x 25
HP161.110.002	Right	Brown Metal Grey	465 x 38 x 25
HP161.110.003	Right	Silver Lead	465 x 38 x 25
HP161.110.004	Left	Zirconio	465 x 38 x 25
HP161.110.005	Left	Brown Metal Grey	465 x 38 x 25
HP161.110.006	Left	Silver Lead	465 x 38 x 25
HP161.110.007	Central	Zirconio	465 x 38 x 25
HP161.110.008	Central	Brown Metal Grey	465 x 38 x 25
HP161.110.009	Central	Silver Lead	465 x 38 x 25

## KIT OF SHELF SUPPORTS FOR WOODEN SHELF



ITEM	SPECIFICATIONS	FINISHING	MEASURE (mm)
JB089.008.004	with screw M4 included	-	panel thick min. 25mm

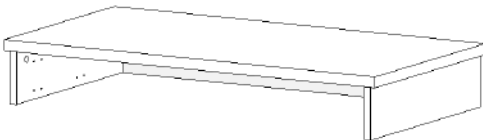
## MIXBOX 100 READY MADE FRAME WITH PREMOUNTED CLIP FOR SLIDE



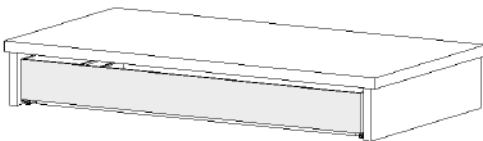
ITEM	SPECIFICATIONS	FINISHING	MEASURE (mm)
HP156.111.001	Module 960	Zirconio	883 x 448 x 103
HP156.111.002	Module 960	Brown Metal Grey	883 x 448 x 103
HP156.111.003	Module 960	Silver Lead	883 x 448 x 103

ITEM	SPECIFICATIONS	FINISHING	MEASURE (mm)
HP156.111.004	Module 660	Zirconio	583 x 448 x 103
HP156.111.005	Module 660	Brown Metal Grey	583 x 448 x 103
HP156.111.006	Module 660	Silver Lead	583 x 448 x 103

## WOODEN STRUCTURE WITH SHELF FOR MIXBOX 100



example of application with one mixbox 100



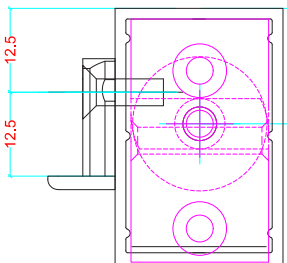
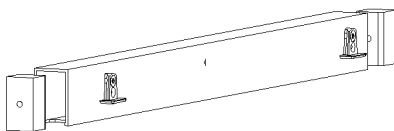
ITEM	SPECIFICATIONS	FINISHING	MEASURE (mm)
AB202.011.001	Module 960	Dark Oak	960 x 500 x 145
AB202.011.002	Module 960	Light Oak	960 x 500 x 145
AB202.011.003	Module 960	Canvas Nadir	960 x 500 x 145
AB202.011.004	Module 960	Walnut	960 x 500 x 145

ITEM	SPECIFICATIONS	FINISHING	MEASURE (mm)
AB202.011.005	Module 660	Dark Oak	660 x 500 x 145
AB202.011.006	Module 660	Light Oak	660 x 500 x 145
AB202.011.007	Module 660	Canvas Nadir	660 x 500 x 145
AB202.011.008	Module 660	Walnut	660 x 500 x 145



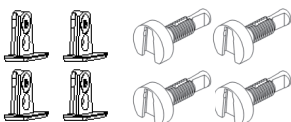


## HORIZONTAL INTERMEDIATE PROFILE - APPLICATION FOR WOODEN SHELF



ITEM	SPECIFICATIONS	FINISHING	MEASURE (mm)
HP161.110.001	Right	Zirconio	465 x 38 x 25
HP161.110.002	Right	Brown Metal Grey	465 x 38 x 25
HP161.110.003	Right	Silver Lead	465 x 38 x 25
HP161.110.004	Left	Zirconio	465 x 38 x 25
HP161.110.005	Left	Brown Metal Grey	465 x 38 x 25
HP161.110.006	Left	Silver Lead	465 x 38 x 25
HP161.110.007	Central	Zirconio	465 x 38 x 25
HP161.110.008	Central	Brown Metal Grey	465 x 38 x 25
HP161.110.009	Central	Silver Lead	465 x 38 x 25

## KIT OF SHELF SUPPORTS FOR WOODEN SHELF



ITEM	SPECIFICATIONS	FINISHING	MEASURE (mm)
JB089.008.004	with screw M4 included	-	panel thick min. 25mm

## MIXBOX 200 READY MADE FRAME WITH PREMOUNTED CLIP FOR SLIDE



ITEM	SPECIFICATIONS	FINISHING	MEASURE (mm)
HP156.112.001	Module 960	Zirconio	883 x 448 x 200
HP156.112.002	Module 960	Brown Metal Grey	883 x 448 x 200
HP156.112.003	Module 960	Silver Lead	883 x 448 x 200

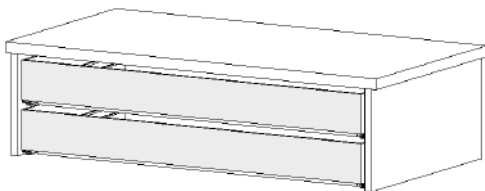
ITEM	SPECIFICATIONS	FINISHING	MEASURE (mm)
HP156.112.004	Module 660	Zirconio	583 x 448 x 200
HP156.112.005	Module 660	Brown Metal Grey	583 x 448 x 200
HP156.112.006	Module 660	Silver Lead	583 x 448 x 200

## WOODEN STRUCTURE WITH SHELF FOR MIXBOX 200



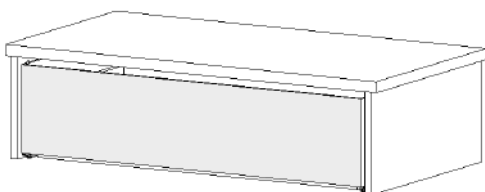
ITEM	SPECIFICATIONS	FINISHING	MEASURE (mm)
AB202.012.001	Module 960	Dark Oak	960 x 500 x 258
AB202.012.002	Module 960	Light Oak	960 x 500 x 258
AB202.012.003	Module 960	Canvas Nadir	960 x 500 x 258
AB202.012.004	Module 960	Walnut	960 x 500 x 258

example of application with two mixbox 100

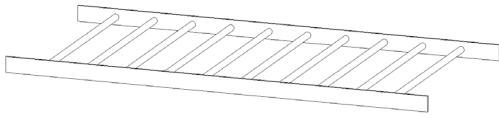


ITEM	SPECIFICATIONS	FINISHING	MEASURE (mm)
AB202.012.005	Module 660	Dark Oak	660 x 500 x 258
AB202.012.006	Module 660	Light Oak	660 x 500 x 258
AB202.012.007	Module 660	Canvas Nadir	660 x 500 x 258
AB202.012.008	Module 660	Walnut	660 x 500 x 258

example of application with one mixbox 200



## TROUSERS HOLDER FOR MIXBOX



ITEM	SPECIFICATIONS	FINISHING	MEASURE (mm)
HP156.009.008	Module 960	Zirconio	825 x 390
HP156.009.005	Module 960	Brown Metal Grey	825 x 390
HP156.009.004	Module 960	Silver Lead	825 x 390

ITEM	SPECIFICATIONS	FINISHING	MEASURE (mm)
HP156.009.007	Module 660	Zirconio	525 x 390
HP156.009.002	Module 660	Brown Metal Grey	525 x 390
HP156.009.001	Module 660	Silver Lead	525 x 390

## SIMIL LEATHER STRUCTURAL DRAWER BOTTOM FOR MIXBOX



ITEM	SPECIFICATIONS	FINISHING	MEASURE (mm)
BA560.005.001	Module 960	Anthracite	825 x 390 x 5
BA560.005.002	Module 960	Brown Testa di Moro	825 x 390 x 5

ITEM	SPECIFICATIONS	FINISHING	MEASURE (mm)
BA560.005.003	Module 660	Anthracite	525 x 390 x 5
BA560.005.004	Module 660	Brown Testa di Moro	525 x 390 x 5

## CONCEALED SLIDE WITH SOFT CLOSE FOR MIXBOX



ITEM	SPECIFICATIONS	FINISHING	MEASURE (mm)
HP156.004.003	Left	-	420
HP156.004.004	Right	-	420

## TEMPERED GLASS BOTTOM FOR MIXBOX

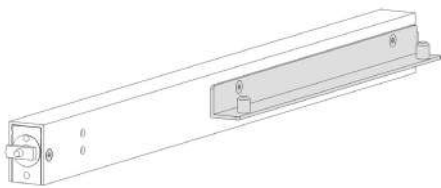


ITEM	SPECIFICATIONS	FINISHING	MEASURE (mm)
VA210.004.001	Module 960	Extra Light	825 x 390 x 4
VA210.004.002	Module 960	Fume'	825 x 390 x 4

ITEM	SPECIFICATIONS	FINISHING	MEASURE (mm)
VA210.004.003	Module 660	Extra Light	525 x 390 x 4
VA210.004.004	Module 660	Fume'	525 x 390 x 4

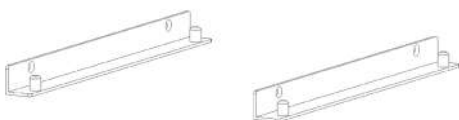


## HORIZONTAL INTERMEDIATE PROFILE



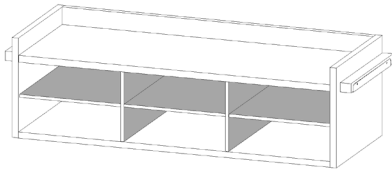
ITEM	SPECIFICATIONS	FINISHING	MEASURE (mm)
HP161.110.001	Right	Zirconio	465 x 38 x 25
HP161.110.002	Right	Brown Metal Grey	465 x 38 x 25
HP161.110.003	Right	Silver Lead	465 x 38 x 25
HP161.110.004	Left	Zirconio	465 x 38 x 25
HP161.110.005	Left	Brown Metal Grey	465 x 38 x 25
HP161.110.006	Left	Silver Lead	465 x 38 x 25
HP161.110.007	Central	Zirconio	465 x 38 x 25
HP161.110.008	Central	Brown Metal Grey	465 x 38 x 25
HP161.110.009	Central	Silver Lead	465 x 38 x 25

## RASTER SUPPORT "L" SHAPE 20X20




ITEM	SPECIFICATIONS	FINISHING	MEASURE (mm)
AB202.116.001	set of 2 pcs	Zirconio	254 x 20 x 20
AB202.116.002	set of 2 pcs	Brown Metal Grey	254 x 20 x 20
AB202.116.003	set of 2 pcs	Silver Lead	254 x 20 x 20

## RASTER FOR WARDROBE MODULE 960



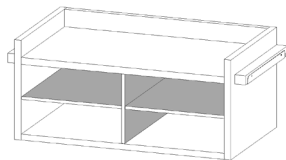
ITEM	SPECIFICATIONS	FINISHING	MEASURE (mm)
AB202.015.005	Anthracite Simil Leather	Dark Oak	956 X 350 X 269
AB202.015.006	Anthracite Simil Leather	Light Oak	956 X 350 X 269
AB202.015.007	Anthracite Simil Leather	Canvas Nadir	956 X 350 X 269
AB202.015.008	Anthracite Simil Leather	Walnut	956 X 350 X 269

ITEM	SPECIFICATIONS	FINISHING	MEASURE (mm)
AB202.015.001	Brown Testa di Moro S. Leather	Dark Oak	956 X 350 X 269
AB202.015.002	Brown Testa di Moro S. Leather	Light Oak	956 X 350 X 269
AB202.015.003	Brown Testa di Moro S. Leather	Canvas Nadir	956 X 350 X 269
AB202.015.004	Brown Testa di Moro S. Leather	Walnut	956 X 350 X 269




ITEM	SPECIFICATIONS	FINISHING	MEASURE (mm)
BA558.003.005	Anthracite Simil Leather	-	275 X 312 X 85
BA558.003.006	Brown Testa di Moro S. Leather	-	275 X 312 X 85

## RASTER FOR WARDROBE MODULE 660



ITEM	SPECIFICATIONS	FINISHING	MEASURE (mm)
AB202.015.013	Anthracite Simil Leather	Dark Oak	656 X 350 X 269
AB202.015.014	Anthracite Simil Leather	Light Oak	656 X 350 X 269
AB202.015.015	Anthracite Simil Leather	Canvas Nadir	656 X 350 X 269
AB202.015.016	Anthracite Simil Leather	Walnut	656 X 350 X 269

ITEM	SPECIFICATIONS	FINISHING	MEASURE (mm)
AB202.015.009	Brown Testa di Moro S. Leather	Dark Oak	656 X 350 X 269
AB202.015.010	Brown Testa di Moro S. Leather	Light Oak	656 X 350 X 269
AB202.015.011	Brown Testa di Moro S. Leather	Canvas Nadir	656 X 350 X 269
AB202.015.012	Brown Testa di Moro S. Leather	Walnut	656 X 350 X 269



ITEM	SPECIFICATIONS	FINISHING	MEASURE (mm)
BA558.003.007	Anthracite Simil Leather	-	272 X 312 X 85
BA558.003.008	Brown Testa di Moro S. Leather	-	272 X 312 X 85



*Glass showcase cabinet with Tetrix structural side profile and Glix doors*





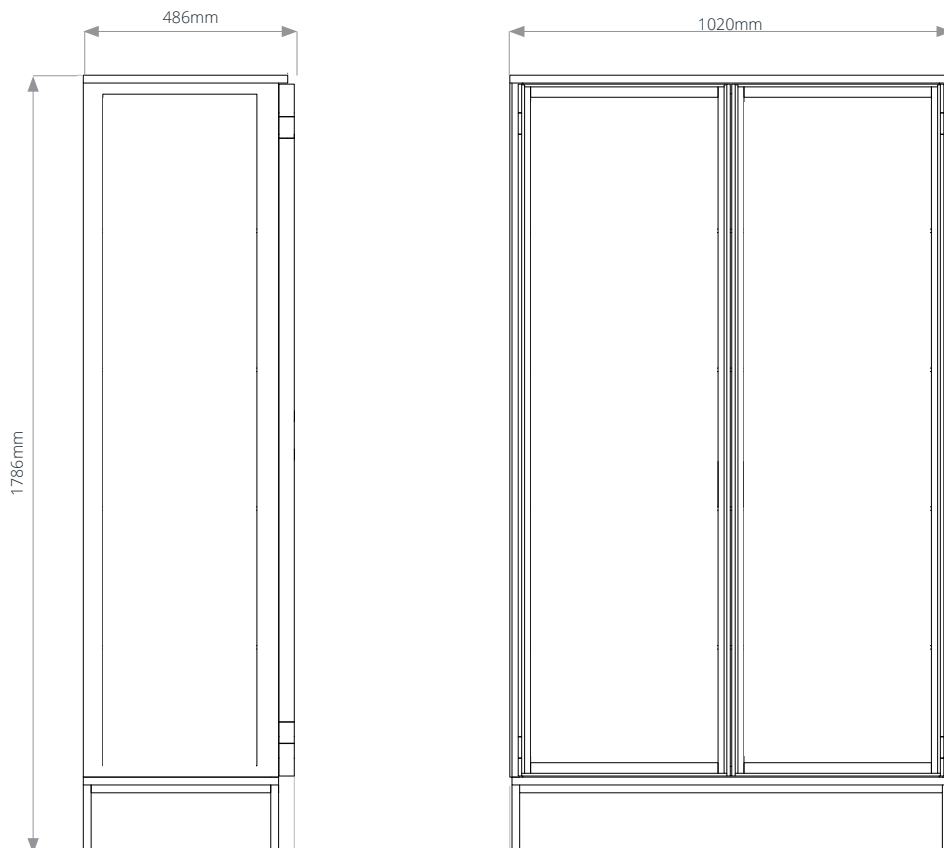
---

TETRIX AND GLIX DOORS  
**FOR GLASS SHOWCASE CABINET**


---



## TECHNICAL INFORMATION



## READY-MADE GLASS SHOWCASE CABINET



ITEM	SPECIFICATIONS	FINISHING	MEASURE (mm)
DC221.101.001	Not assembled	Zirconio	1020 x 486 x 1786
DC221.101.002	Not assembled	Brown Metal Grey	1020 x 486 x 1786
DC221.101.003	Not assembled	Silver Lead	1020 x 486 x 1786

### KIT COMPOSED BY:

- 1 STRUCTURAL SIDE PROFILE LEFT WITH TEMPERED GLASS EXTRALIGHT
- 1 STRUCTURAL SIDE PROFILE RIGHT WITH TEMPERED GLASS EXTRALIGHT
- 2 GLIX DOOR IN MEASURE WITH TEMPERED GLASS EXTRALIGHT
- 1 BACK PANEL IN TEMPERED GLASS EXTRALIGHT
- 1 BASEMENT IN WOODEN PANEL DARK OAK
- 1 TOP PANEL IN WOODEN PANEL DARK OAK WITH EXTRATOP IN BLACK FINISHING
- 1 METAL BASE WITH ADJUSTABLE LEVELER
- 20 SUPPORTS FOR GLASS SHELF

## TEMPERED GLASS SHELF FOR SHOWCASE CABINET



ITEM	SPECIFICATIONS	FINISHING	MEASURE (mm)
VA210.012.001	-	Extra Light	959 x 400 x 8

## FLEXYLED




ITEM	SPECIFICATIONS	FINISHING	Watt and Volt
LH087.101.001	L = 3000mm cuttable	4000k	14,4W @ 12Vdc

## TRASFORMER AND CABLE FOR FLEXYLED



ITEM	SPECIFICATIONS	FINISHING	Watt and Volt
LH087.102.001	with italian plug	-	60W - 12 Vdc





HANDS LITTLE  
SISTERS FAMILY RULES  
GRAPHIC IMPACT  
the police  
HERTZ  
TREE SCOUT  
BENGALIA  
MARCEL AND S  
BALLET DE LORRAINE  
JANA  
SPEEL BELWEN US  
CREATING THE SCENES VISION  
TIMES  
ROMAN  
WATER  
MARGARET  
pixies  
ARCHITYPE

Operable Society of Beasts  
LELAND GRADY'S PRACTICE SPACE 2004  
BALLET LORRAINE  
THE HISTORY OF THE FUTURE

HOME IS WHERE THE HEART IS  
Hiding  
The Advantages of Tooth Decay  
POSSIBILITIES



PETER ACKROYD  
SEVENTH  
JARLE/BERNHOF  
UNIVERSITY POLITICS  
dépêche mode  
GROUND ZERO

lam  
Pollution/Catalyzed Cross-Coupling and  
Cycloaddition Reactions  
LONDON  
BIRDS  
the velvet underground  
COLLIDE  
Wrong World

International Year of Chemistry  
THE BERRY ASSISE: ANGELUS CERRI  
DE IT  
BEAUTY  
CERSON

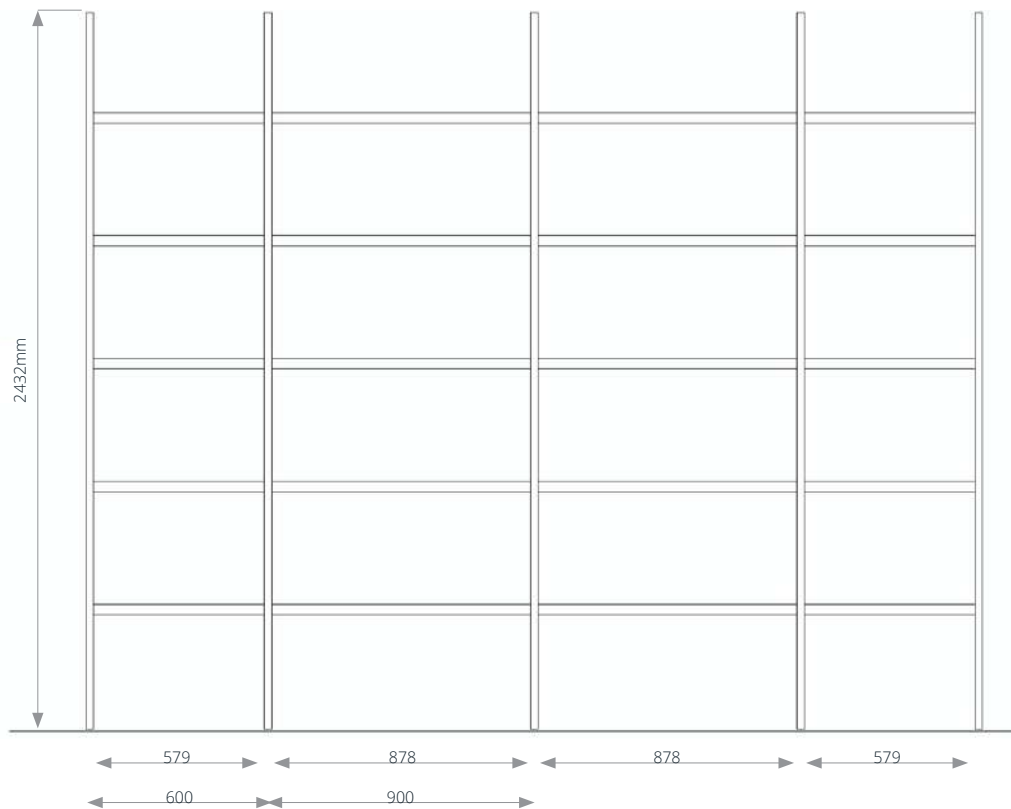
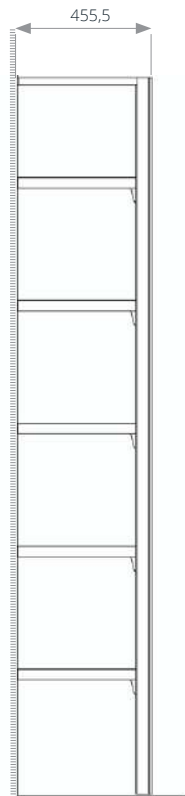
Bookcase with Tetrix structural side profile

---

TETRIX STRUCTURAL PROFILES WITH RACK PROFILE  
**FOR BOOKCASE**


---

# TECHNICAL INFORMATION





## ALUMINIUM STRUCTURE WITH RACK PROFILE

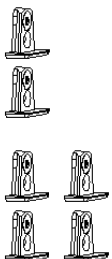


ITEM	SPECIFICATIONS	FINISHING	MEASURE (mm)
HP162.110.001	Not assembled	Zirconio	2432 x 455 x 25
HP162.110.002	Not assembled	Brown Metal Grey	2432 x 455 x 25
HP162.110.003	Not assembled	Silver Lead	2432 x 455 x 25

## BRACKETS FOR RACK PROFILE



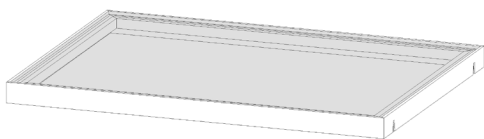
ITEM	SPECIFICATIONS	FINISHING	MEASURE (mm)
CS001.011.008	-	Zirconio	400 x 36
CS001.011.004	-	Brown Metal Grey	400 x 36
CS001.011.005	-	Silver Lead	400 x 36



ITEM	SPECIFICATIONS	FINISHING	MEASURE (mm)
HP150.004.003	with screw M4x8 included	-	

ITEM	SPECIFICATIONS	FINISHING	MEASURE (mm)
HP150.004.002	with screw M4x10 included	-	

## LUMIX ALUMINIUM SHELF



ITEM	SPECIFICATIONS	FINISHING	MEASURE (mm)
HP150.110.001	Module 878	Zirconio	900 X 400 X 35
HP150.110.002	Module 878	Brown Metal Grey	900 X 400 X 35
HP150.110.003	Module 878	Silver Lead	900 X 400 X 35

ITEM	SPECIFICATIONS	FINISHING	MEASURE (mm)
HP150.110.004	Module 579	Zirconio	600 X 400 X 35
HP150.110.005	Module 579	Brown Metal Grey	600 X 400 X 35
HP150.110.006	Module 579	Silver Lead	600 X 400 X 35

## TEMPERED GLASS FOR LUMIX ALUMINIUM



ITEM	SPECIFICATIONS	FINISHING	MEASURE (mm)
VA210.014.001	Module 878	Extra Light	889 x 389 x 4
VA210.014.002	Module 878	Fumè	889 x 389 x 4

ITEM	SPECIFICATIONS	FINISHING	MEASURE (mm)
VA210.014.003	Module 579	Extra Light	589 X 389 X 4
VA210.014.004	Module 579	Fumè	589 X 389 X 4

## FLEXYLED



ITEM	SPECIFICATIONS	FINISHING	Watt and Volt
LH087.101.001	L = 3000mm cuttable	4000k	14,4W @ 12Vdc


## TRASFORMER AND CABLE FOR FLEXYLED



ITEM	SPECIFICATIONS	FINISHING	Watt and Volt
LH087.102.001	with italian plug	-	60W - 12 Vdc



*Walk-in closet system with wall-mounted panel*



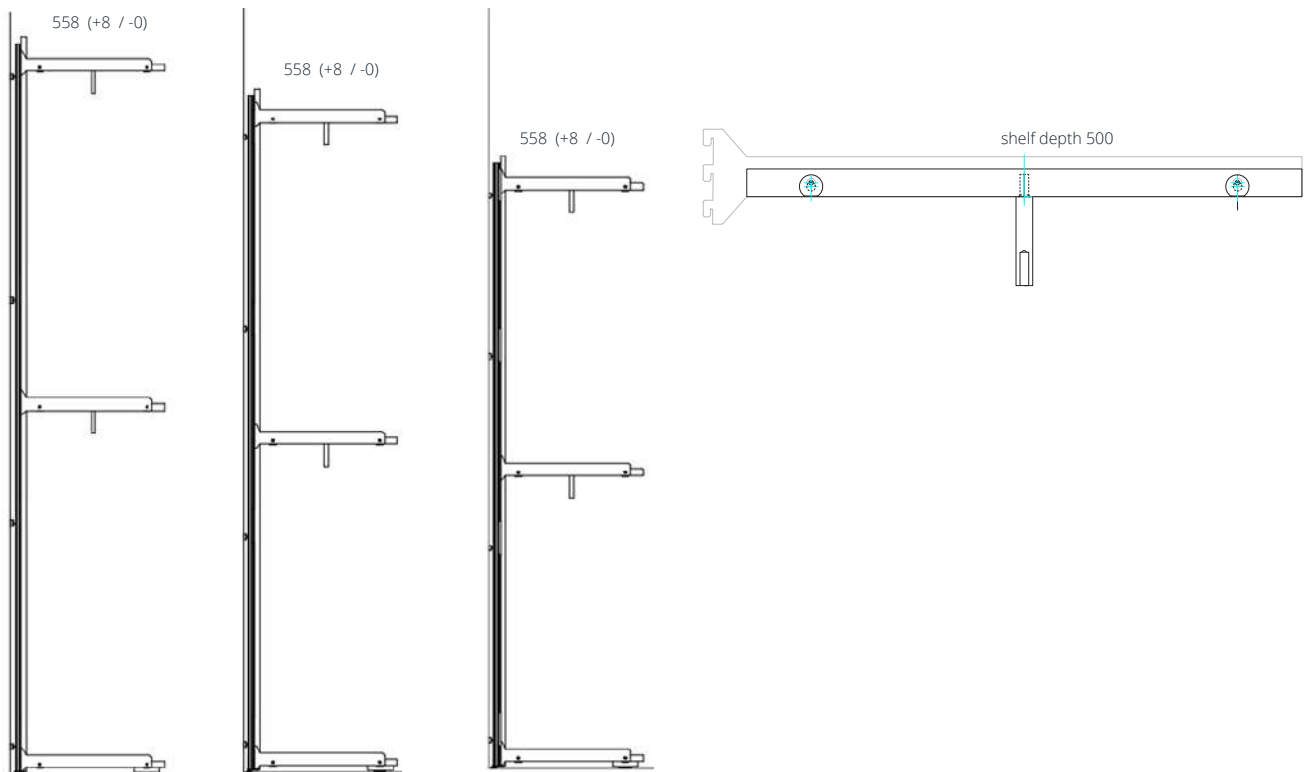
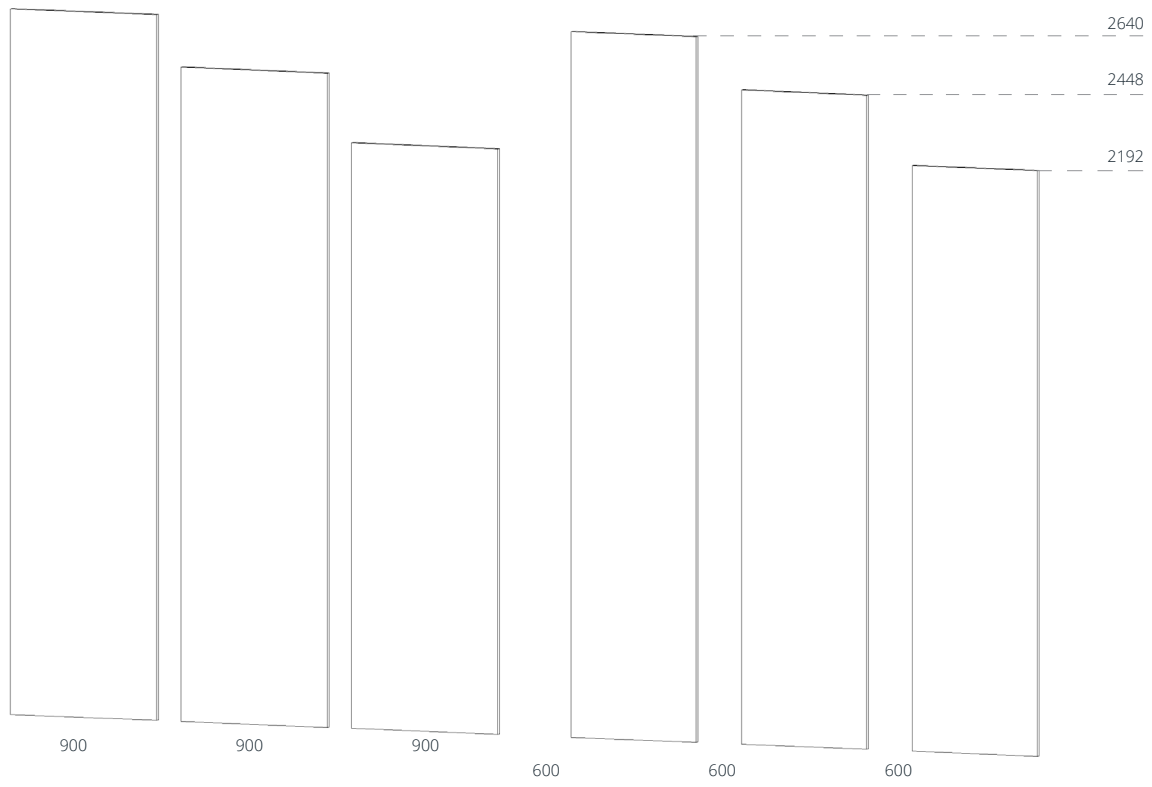
---

TECHNICAL INFORMATION

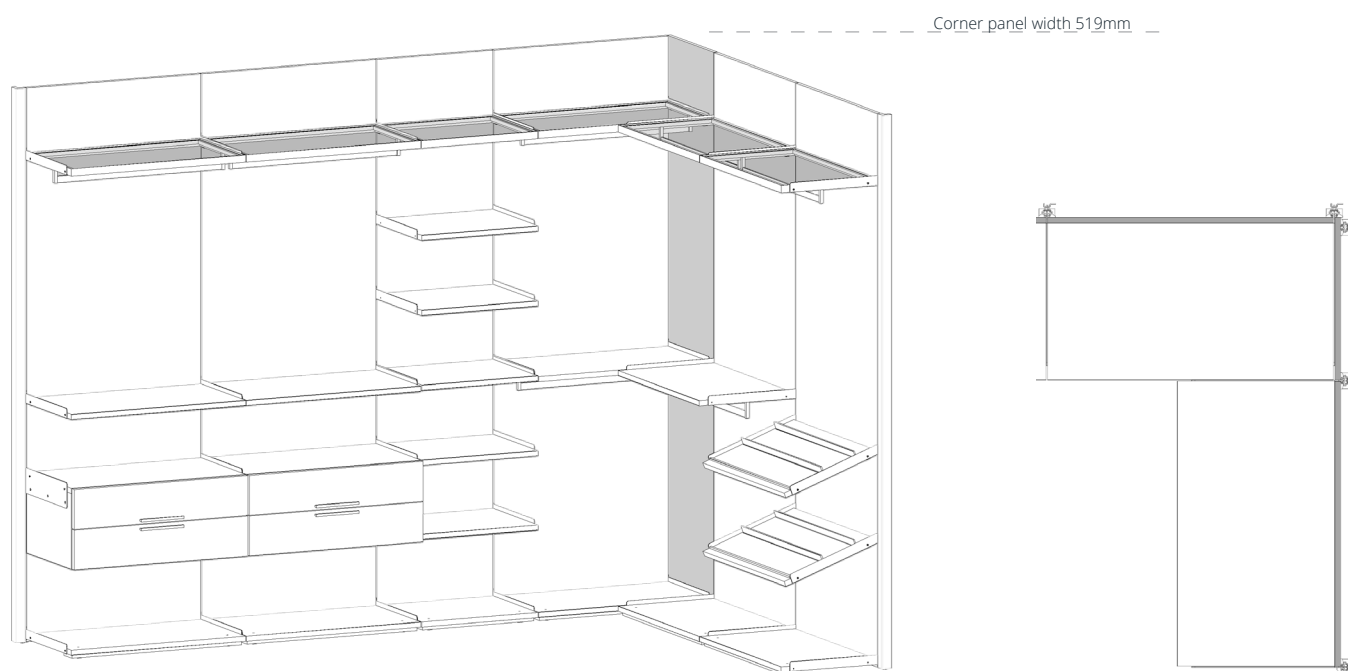
**FOR WALK-IN CLOSETS WITH WALL-MOUNTED PANELS**

---

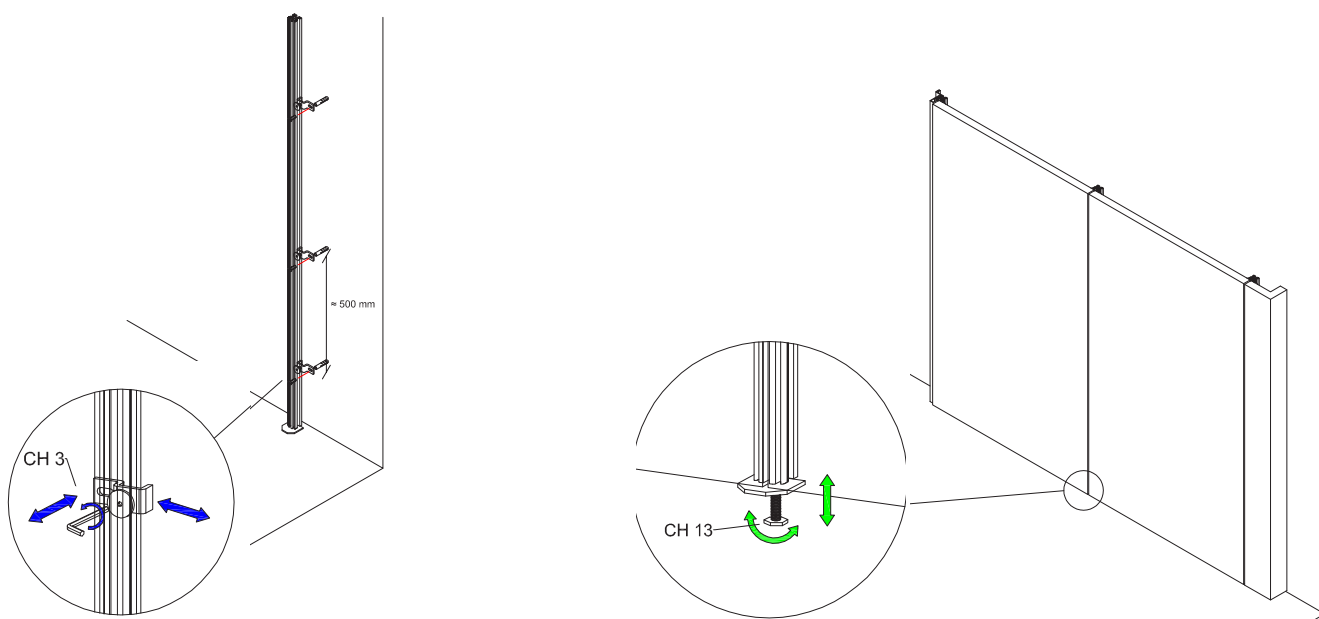
# BACK PANEL



## CORNER APPLICATION



## ADJUSTMENTS



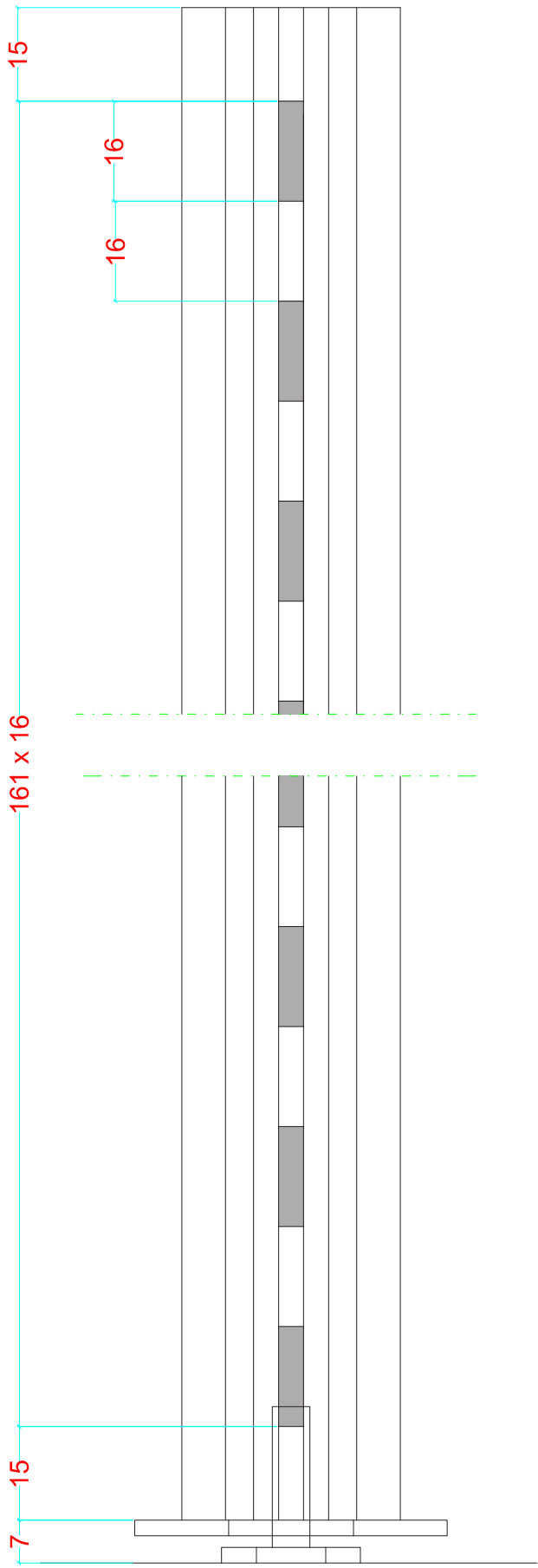




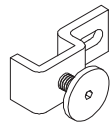
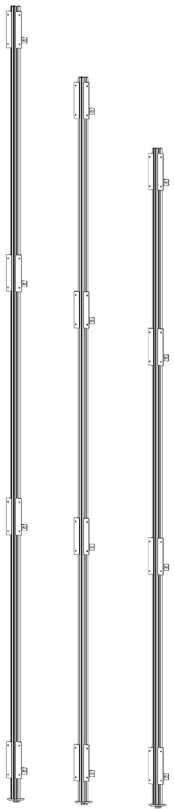
---

RACK PROFILES AND FITTINGS  
**FOR WALK-IN CLOSET WITH WALL-MOUNTED PANELS**

---




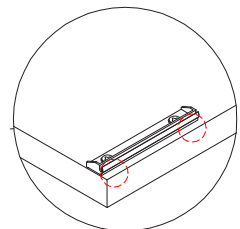
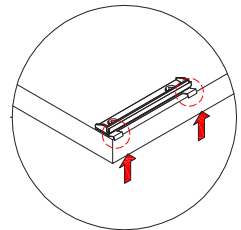
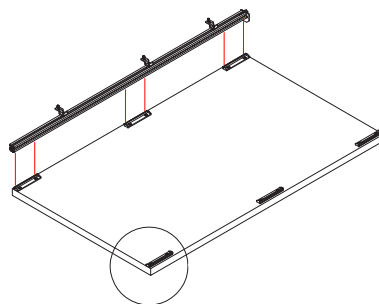
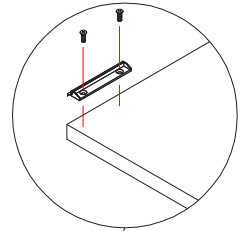
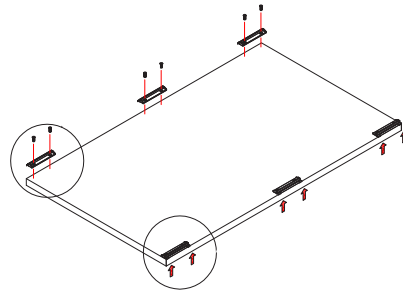
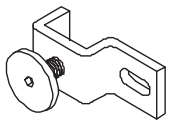
# ALUMINIUM RACK PROFILE AND FITTINGS




ITEM	SPECIFICATIONS	FINISHING	MEASURE (mm)
CS159.101.001	-	Aluminium	2606
CS159.101.002	-	Aluminium	2414
CS159.101.003	-	Aluminium	2158

ITEM	SPECIFICATIONS	FINISHING	MEASURE (mm)
CS001.005.001	Steel	-	-

ITEM	SPECIFICATIONS	FINISHING	MEASURE (mm)
CS001.004.001	Plastic	-	-

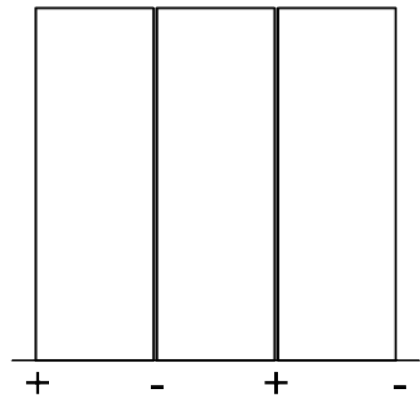

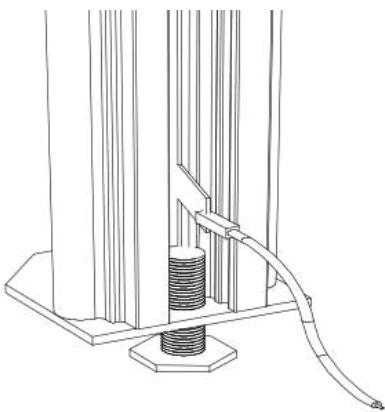


# ELECTRIFICATION KIT FOR RACK PROFILE



ITEM	SPECIFICATIONS	FINISHING	MEASURE (mm)
CS159.002.001	Plastic + copper profile	-	3000

ITEM	SPECIFICATIONS	FINISHING	MEASURE (mm)
CS159.003.001	+ Faston plug wire	Brown	1000
CS159.003.002	- Faston plug wire	Blue	1000



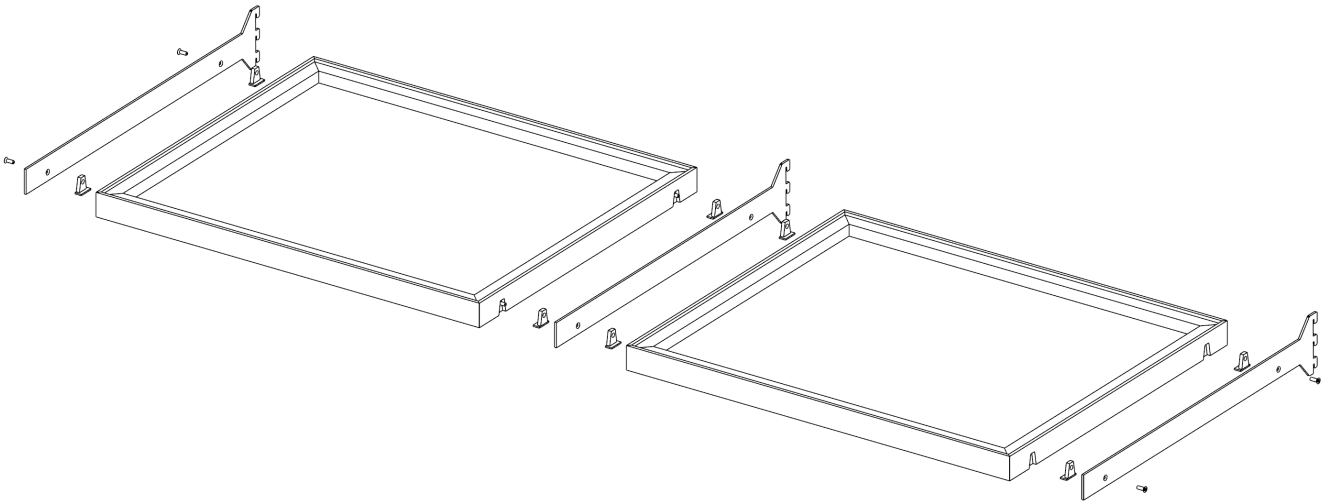
---

ACCESSORIES

**FOR WALK IN CLOSET WITH WALL-MOUNTED PANELS**

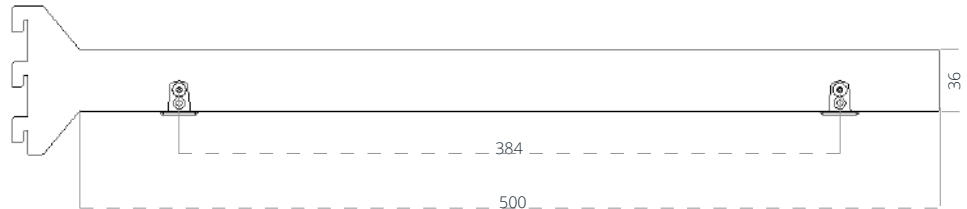
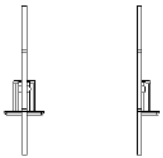
---



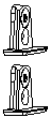


## UNIVERSAL BRACKETS FOR LUMIX ALUMINIUM SHELF


ITEM	SPECIFICATIONS	FINISHING	MEASURE (mm)
CS001.011.007	Left / Right / Central application	Zirconio	500 x 36 x 3
CS001.011.002	Left / Right / Central application	Brown Metal Grey	500 x 36 x 3
CS001.011.001	Left / Right / Central application	Silver Lead	500 x 36 x 3



## KIT OF SHELF SUPPORTS FOR LUMIX ALUMINIUM SHELF

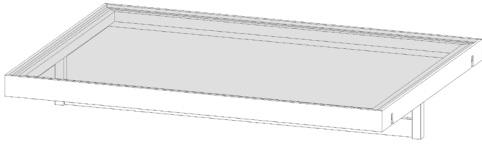


ITEM	SPECIFICATIONS	FINISHING	MEASURE (mm)
HP150.004.003	with screw M4x8included	-	



ITEM	SPECIFICATIONS	FINISHING	MEASURE (mm)
HP150.004.002	with screw M4x12 included	-	

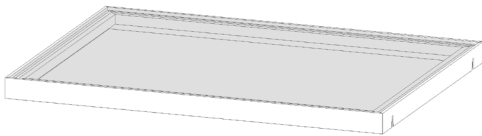
## LUMIX ALUMINIUM SHELF WITH HANGING ROD



ITEM	SPECIFICATIONS	FINISHING	MEASURE (mm)
HP150.112.001	Module 900	Zirconio	900 X 500 X 35
HP150.112.002	Module 900	Brown Metal Grey	900 X 500 X 35
HP150.112.003	Module 900	Silver Lead	900 X 500 X 35

ITEM	SPECIFICATIONS	FINISHING	MEASURE (mm)
HP150.112.004	Module 600	Zirconio	600 X 500 X 35
HP150.112.005	Module 600	Brown Metal Grey	600 X 500 X 35
HP150.112.006	Module 600	Silver Lead	600 X 500 X 35

## LUMIX ALUMINIUM SHELF



ITEM	SPECIFICATIONS	FINISHING	MEASURE (mm)
HP150.111.001	Module 900	Zirconio	900 X 500 X 35
HP150.111.002	Module 900	Brown Metal Grey	900 X 500 X 35
HP150.111.003	Module 900	Silver Lead	900 X 500 X 35

ITEM	SPECIFICATIONS	FINISHING	MEASURE (mm)
HP150.111.004	Module 600	Zirconio	600 X 500 X 35
HP150.111.005	Module 600	Brown Metal Grey	600 X 500 X 35
HP150.111.006	Module 600	Silver Lead	600 X 500 X 35

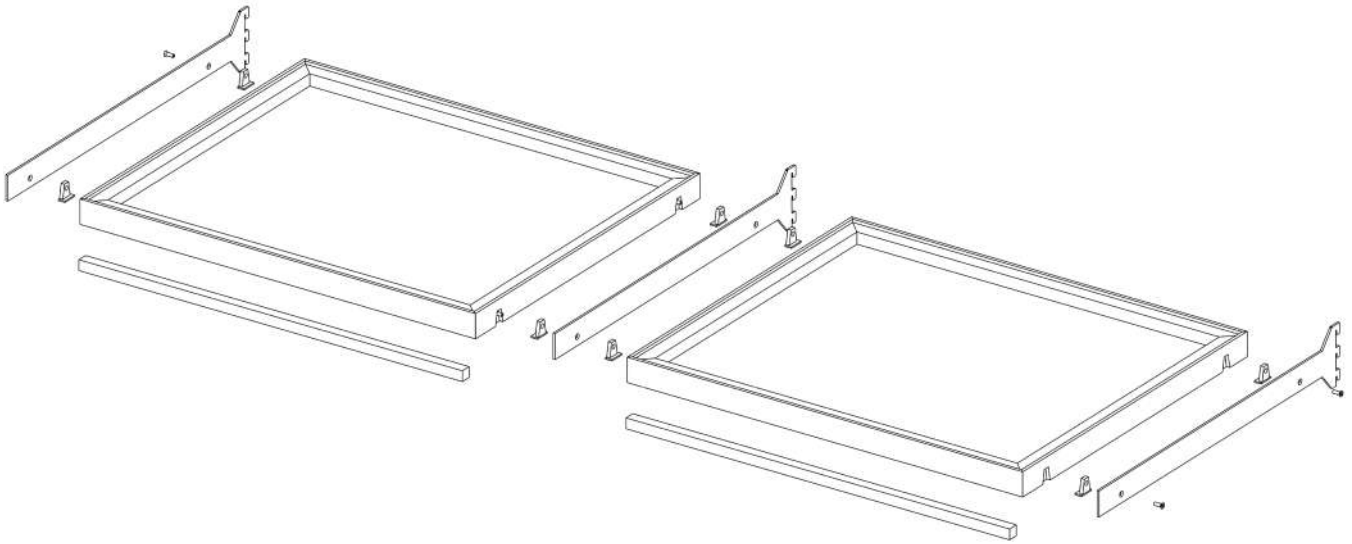
## TEMPERED GLASS FOR LUMIX ALUMINIUM SHELF



ITEM	SPECIFICATIONS	FINISHING	MEASURE (mm)
VA210.013.001	Module 900	Extra Light	889 x 489 x 4
VA210.013.002	Module 900	Fumè	889 x 489 x 4

ITEM	SPECIFICATIONS	FINISHING	MEASURE (mm)
VA210.013.003	Module 600	Extra Light	589 x 489 x 4
VA210.013.004	Module 600	Fumè	589 x 489 x 4




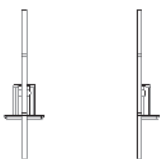


## STAINLESS STEEL UNIVERSAL BRACKETS FOR LUMIX ALUMINIUM SHELF - FOR EVERT

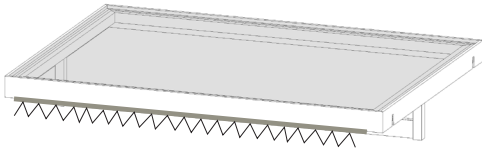
ITEM	SPECIFICATIONS	FINISHING	MEASURE (mm)
CS159.005.011	Left	Zirconio	500 x 36 x 3
CS159.005.005	Left	Brown Metal Grey	500 x 36 x 3
CS159.005.002	Left	Silver Lead	500 x 36 x 3

ITEM	SPECIFICATIONS	FINISHING	MEASURE (mm)
CS159.005.010	Right	Zirconio	500 x 36 x 3
CS159.005.004	Right	Brown Metal Grey	500 x 36 x 3
CS159.005.001	Right	Silver Lead	500 x 36 x 3

ITEM	SPECIFICATIONS	FINISHING	MEASURE (mm)
CS159.005.012	Central application	Zirconio	500 x 36 x 3
CS159.005.006	Central application	Brown Metal Grey	500 x 36 x 3
CS159.005.003	Central application	Silver Lead	500 x 36 x 3



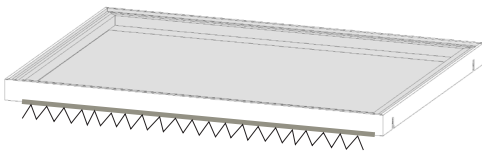
## LUMIX ALUMINIUM SHELF WITH HANGING ROD AND LED LAMP



ITEM	SPECIFICATIONS	FINISHING	MEASURE (mm)
HP150.116.001	Module 900	Zirconio	900 X 500 X 35
HP150.116.002	Module 900	Brown Metal Grey	900 X 500 X 35
HP150.116.003	Module 900	Silver Lead	900 X 500 X 35

ITEM	SPECIFICATIONS	FINISHING	MEASURE (mm)
HP150.116.004	Module 600	Zirconio	600 X 500 X 35
HP150.116.005	Module 600	Brown Metal Grey	600 X 500 X 35
HP150.116.006	Module 600	Silver Lead	600 X 500 X 35

## LUMIX ALUMINIUM SHELF WITH LED LAMP



ITEM	SPECIFICATIONS	FINISHING	MEASURE (mm)
HP150.115.001	Module 900	Zirconio	900 X 500 X 35
HP150.115.002	Module 900	Brown Metal Grey	900 X 500 X 35
HP150.115.003	Module 900	Silver Lead	900 X 500 X 35

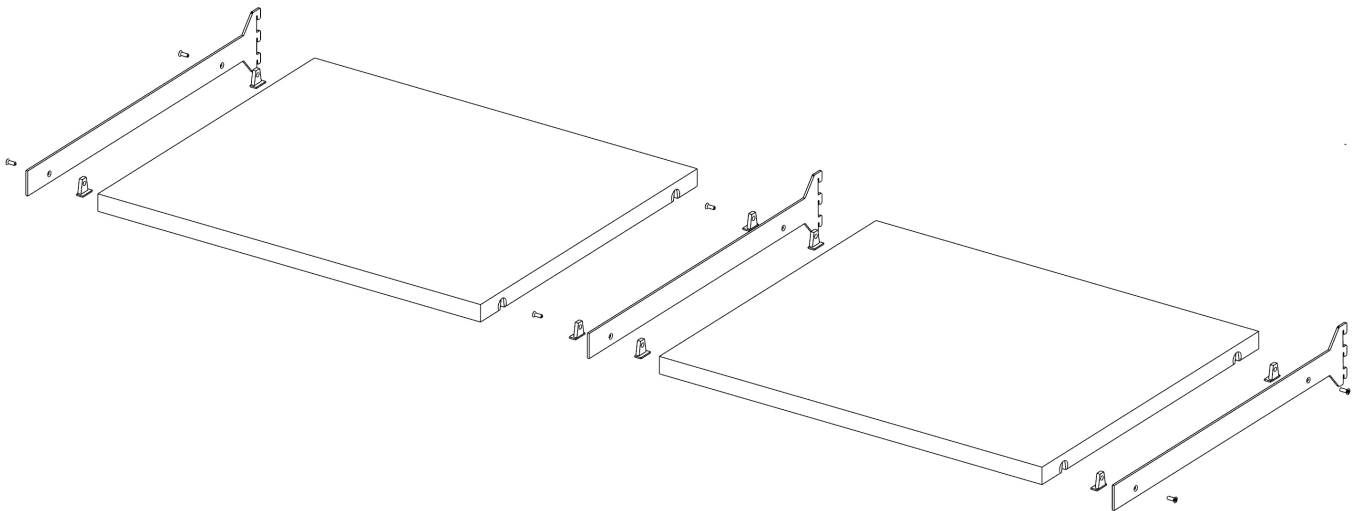
ITEM	SPECIFICATIONS	FINISHING	MEASURE (mm)
HP150.115.004	Module 600	Zirconio	600 X 500 X 35
HP150.115.005	Module 600	Brown Metal Grey	600 X 500 X 35
HP150.115.006	Module 600	Silver Lead	600 X 500 X 35

## TEMPERED GLASS FOR LUMIX ALUMINIUM SHELF



ITEM	SPECIFICATIONS	FINISHING	MEASURE (mm)
VA210.013.001	Module 900	Extra Light	889 x 489 x 4
VA210.013.002	Module 900	Fumè	889 x 489 x 4

ITEM	SPECIFICATIONS	FINISHING	MEASURE (mm)
VA210.013.003	Module 600	Extra Light	589 x 489 x 4
VA210.013.004	Module 600	Fumè	589 x 489 x 4

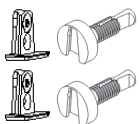


## UNIVERSAL BRACKETS FOR WOODEN SHELF AND LUMIX ALUMINIUM SHELF

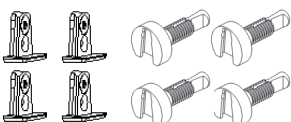
ITEM	SPECIFICATIONS	FINISHING	MEASURE (mm)
CS001.011.007	Left / Right / Central application	Zirconio	500 x 36 x 3
CS001.011.002	Left / Right / Central application	Brown Metal Grey	500 x 36 x 3
CS001.011.001	Left / Right / Central application	Silver Lead	500 x 36 x 3



## KIT OF SHELF SUPPORTS FOR WOODEN SHELF

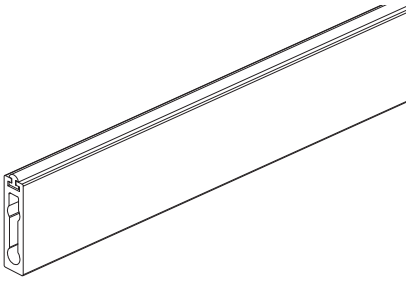


ITEM	SPECIFICATIONS	FINISHING	MEASURE (mm)
CS001.012.001	with screw M4x8 included	-	panel thick min. 25mm



ITEM	SPECIFICATIONS	FINISHING	MEASURE (mm)
CS001.012.002	with screw M4x10 included	-	panel thick min. 25mm

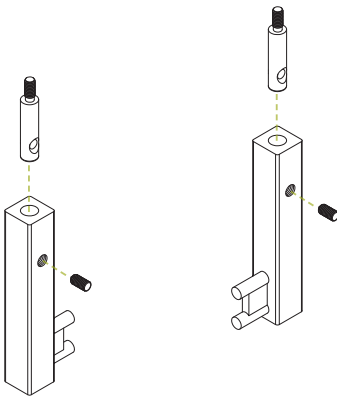
## HANGING ROD PROFILE 30 x 8



ITEM	SPECIFICATIONS	FINISHING	MEASURE (mm)
WA061.111.001	Module 900	Zirconio	849 x 30 x 8
WA061.111.002	Module 900	Brown Metal Grey	849 x 30 x 8
WA061.111.003	Module 900	Silver Lead	849 x 30 x 8

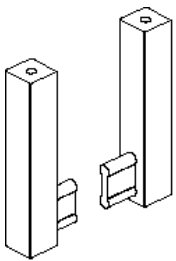
ITEM	SPECIFICATIONS	FINISHING	MEASURE (mm)
WA061.111.004	Module 600	Zirconio	549 x 30 x 8
WA061.111.005	Module 600	Brown Metal Grey	549 x 30 x 8
WA061.111.006	Module 600	Silver Lead	549 x 30 x 8

## SET OF HANGING ROD SUPPORTS WITH PIN THREAD M6 AND CONIC SCREW

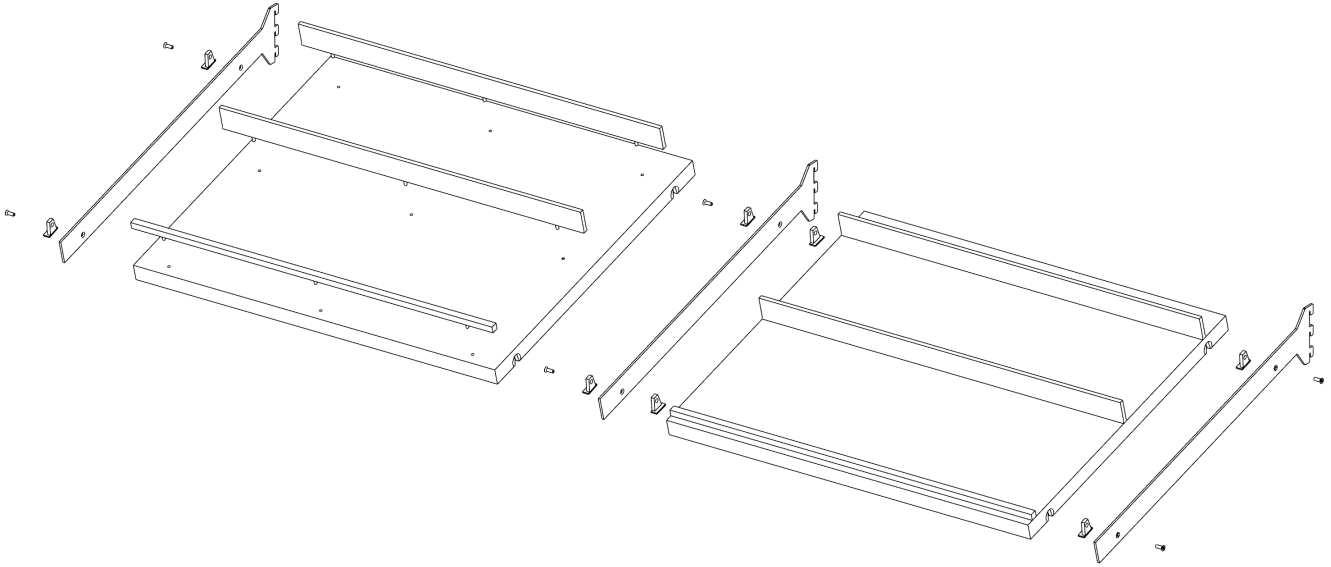


ITEM	SPECIFICATIONS	FINISHING	MEASURE (mm)
WA061.009.001	For insert nut	Zirconio	15 x 15 x 80
WA061.003.054	For insert nut	Brown Metal Grey	15 x 15 x 80
WA061.003.056	For insert nut	Silver Lead	15 x 15 x 80

## HANGING ROD SUPPORT FOR SCREW M5

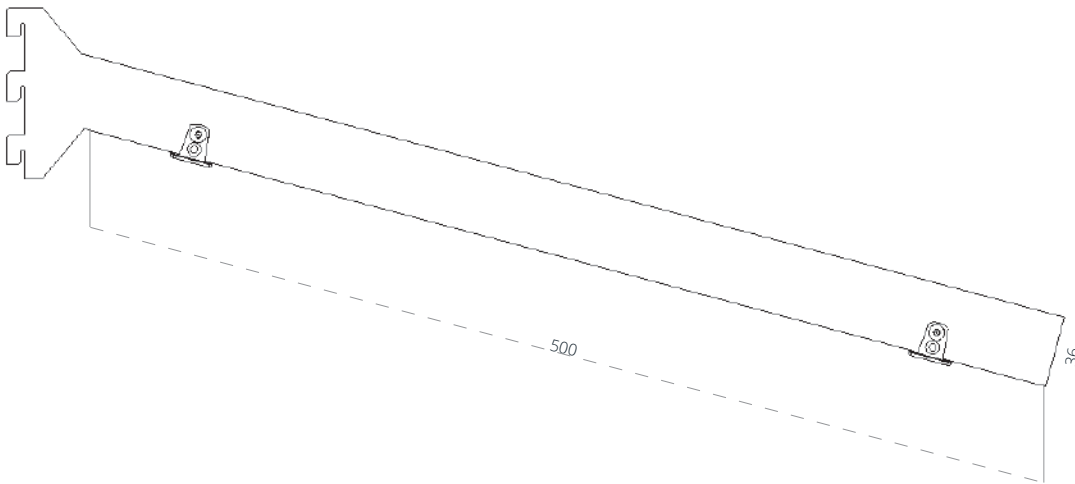


ITEM	SPECIFICATIONS	FINISHING	MEASURE (mm)
WA061.008.001	For metric screw	Zirconio	15 x 15 x 80
WA061.003.010	For metric screw	Brown Metal Grey	15 x 15 x 80
WA061.003.014	For metric screw	Silver Lead	15 x 15 x 80

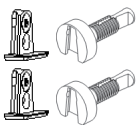


## UNIVERSAL BRACKETS FOR SHOES RACK

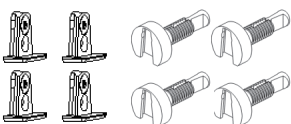
ITEM	SPECIFICATIONS	FINISHING	MEASURE (mm)
CS001.010.010	Left / Right / Central application	Zirconio	500 x 36 x 3
CS001.010.007	Left / Right / Central application	Brown Metal Grey	500 x 36 x 3
CS001.010.006	Left / Right / Central application	Silver Lead	500 x 36 x 3



## KIT OF SHELF SUPPORTS FOR WOODEN SHELF




ITEM	SPECIFICATIONS	FINISHING	MEASURE (mm)
CS001.012.001	with screw M4x8 included	-	panel thick min. 25mm



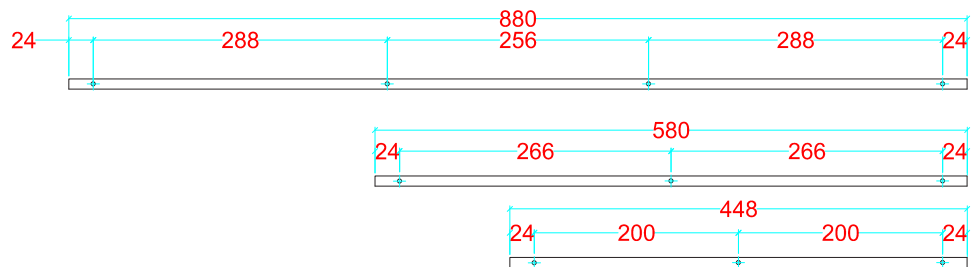
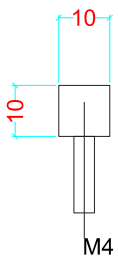
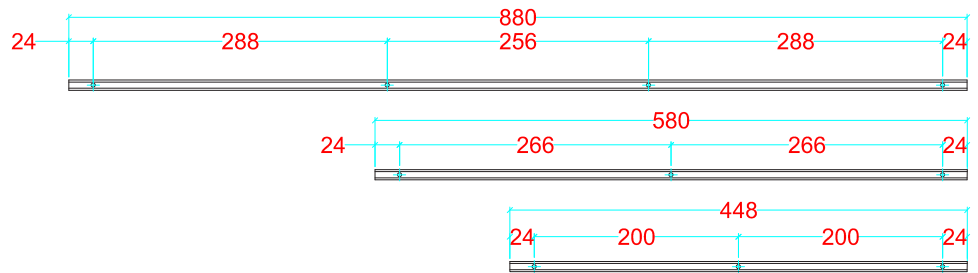
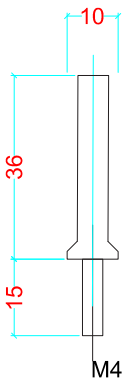
ITEM	SPECIFICATIONS	FINISHING	MEASURE (mm)
CS001.012.002	with screw M4x12 included	-	panel thick min. 25mm

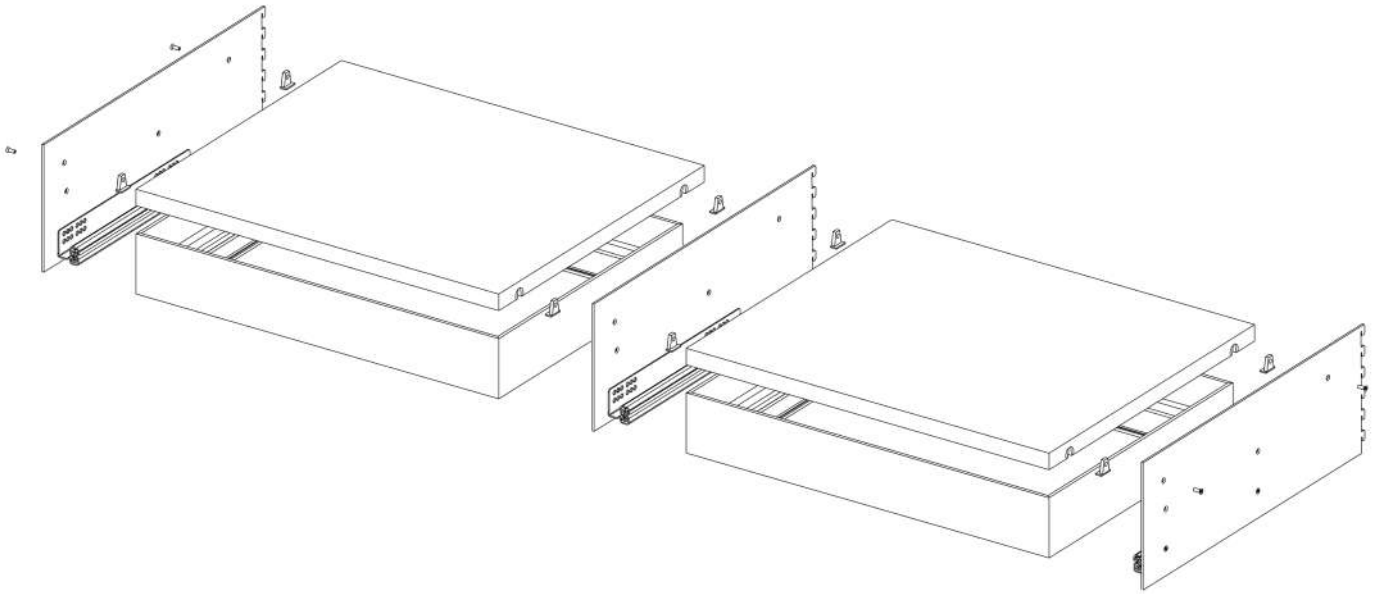
SET OF SHOE RACK PROFILE COMPOSED BY TWO BACK AND ONE FRONT PROFILES.



ITEM	SPECIFICATIONS	FINISHING	MEASURE (mm)
HP155.101.001	Module 900	Zirconio	880
HP155.101.002	Module 900	Brown Metal Grey	880
HP155.101.003	Module 900	Silver Lead	880

ITEM	SPECIFICATIONS	FINISHING	MEASURE (mm)
HP155.101.004	Module 600	Zirconio	580
HP155.101.005	Module 600	Brown Metal Grey	580
HP155.101.006	Module 600	Silver Lead	580





## MIXBOX 100 READY MADE FRAME WITH PREMOUNTED CLIP FOR SLIDE



ITEM	SPECIFICATIONS	FINISHING	MEASURE (mm)
HP156.111.001	Module 900	Zirconio	883 x 448 x103
HP156.111.002	Module 900	Brown Metal Grey	883 x 448 x103
HP156.111.003	Module 900	Silver Lead	883 x 448 x103

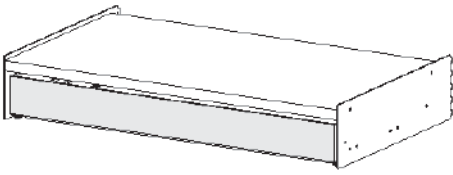
ITEM	SPECIFICATIONS	FINISHING	MEASURE (mm)
HP156.111.004	Module 600	Zirconio	583 x 448 x103
HP156.111.005	Module 600	Brown Metal Grey	583 x 448 x103
HP156.111.006	Module 600	Silver Lead	583 x 448 x103

## CONCEALED SLIDE WITH SOFT CLOSE FOR MIXBOX

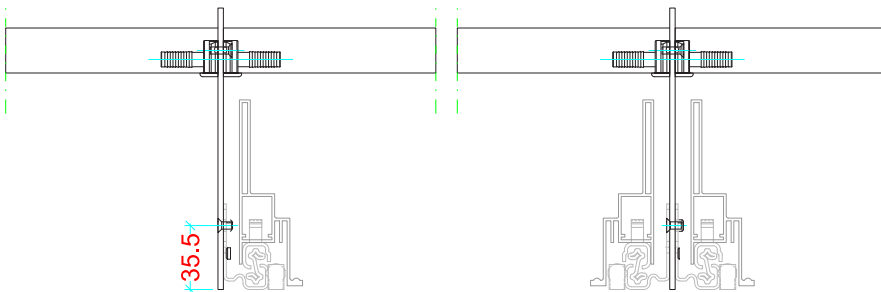


ITEM	SPECIFICATIONS	FINISHING	MEASURE (mm)
HP156.004.003	Left	-	420
HP156.004.004	Right	-	420

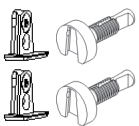
## UNIVERSAL BRACKETS FOR MIXBOX 100



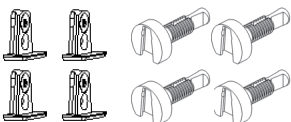
ITEM	SPECIFICATIONS	FINISHING	MEASURE (mm)
CS001.121.001	Left / Right / Central application	Zirconio	500 x 156 x 3
CS001.121.002	Left / Right / Central application	Brown Metal Grey	500 x 156 x 3
CS001.121.003	Left / Right / Central application	Silver Lead	500 x 156 x 3



## KIT OF SHELF SUPPORTS FOR WOODEN SHELF

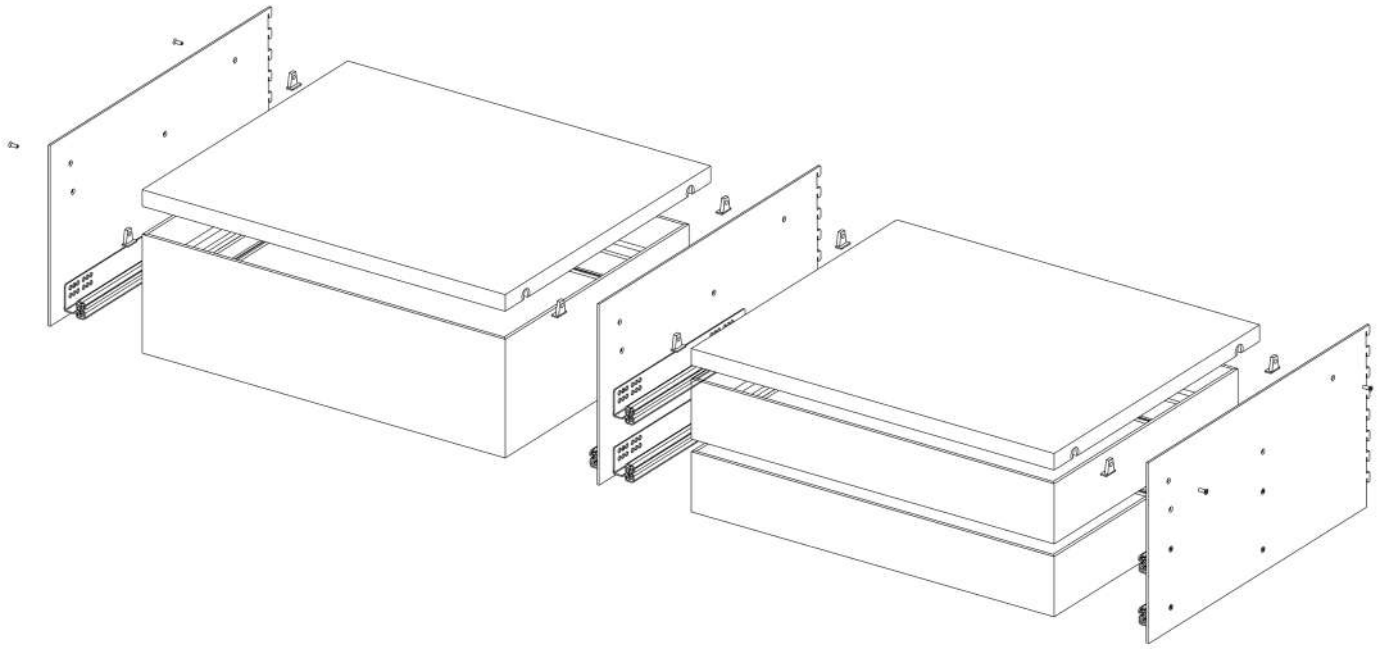


ITEM	SPECIFICATIONS	FINISHING	MEASURE (mm)
CS001.012.001	with screw M4x8 included	-	panel thick min. 25mm



ITEM	SPECIFICATIONS	FINISHING	MEASURE (mm)
CS001.012.002	with screw M4x12 included	-	panel thick min. 25mm





## MIXBOX 100 READY MADE FRAME WITH PREMOUNTED CLIP FOR SLIDE



ITEM	SPECIFICATIONS	FINISHING	MEASURE (mm)
HP156.111.001	Module 900	Zirconio	883 x 448 x103
HP156.111.002	Module 900	Brown Metal Grey	883 x 448 x103
HP156.111.003	Module 900	Silver Lead	883 x 448 x103

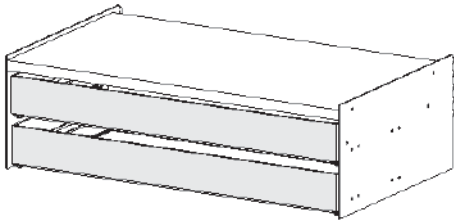
ITEM	SPECIFICATIONS	FINISHING	MEASURE (mm)
HP156.111.004	Module 600	Zirconio	583 x 448 x103
HP156.111.005	Module 600	Brown Metal Grey	583 x 448 x103
HP156.111.006	Module 600	Silver Lead	583 x 448 x103

## CONCEALED SLIDE WITH SOFT CLOSE FOR MIXBOX

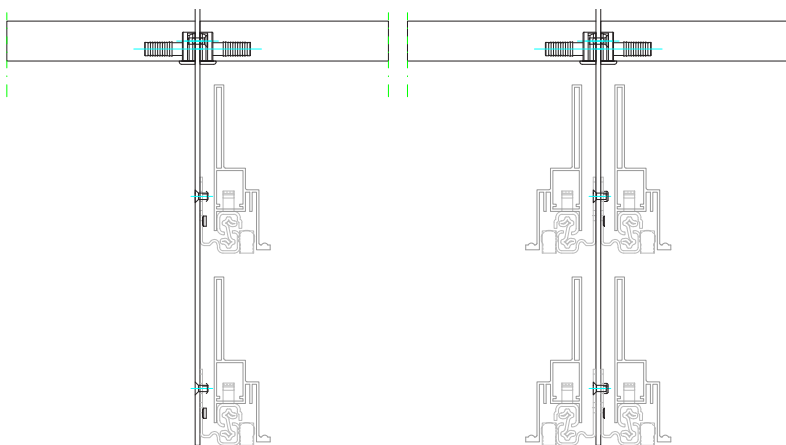


ITEM	SPECIFICATIONS	FINISHING	MEASURE (mm)
HP156.004.003	Left	-	420
HP156.004.004	Right	-	420

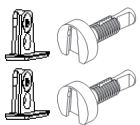
## UNIVERSAL BRACKETS FOR TWO MIXBOX 100



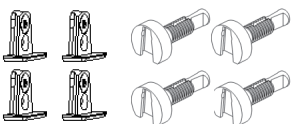
ITEM	SPECIFICATIONS	FINISHING	MEASURE (mm)
CS001.123.001	Left / Right / Central application	Zirconio	500 x 276 x 3
CS001.123.002	Left / Right / Central application	Brown Metal Grey	500 x 276 x 3
CS001.123.003	Left / Right / Central application	Silver Lead	500 x 276 x 3



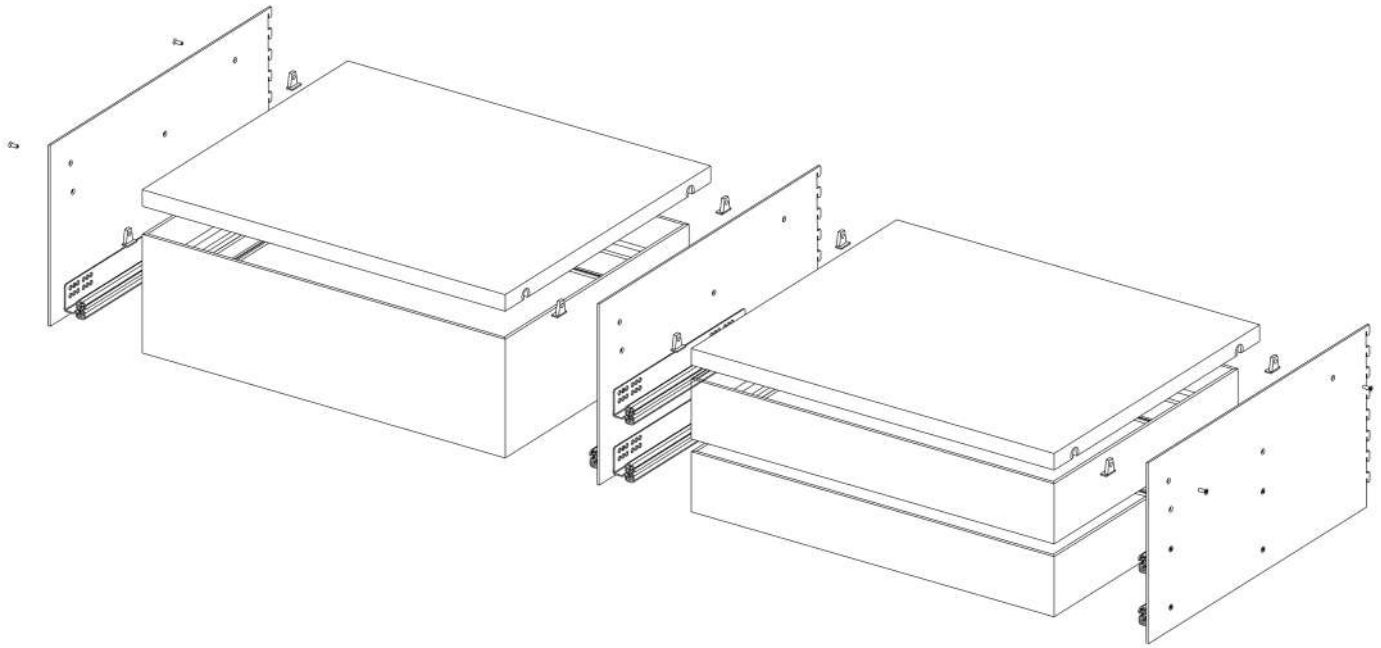
## KIT OF SHELF SUPPORTS FOR WOODEN SHELF



ITEM	SPECIFICATIONS	FINISHING	MEASURE (mm)
CS001.012.001	with screw M4x8 included	-	panel thick min. 25mm



ITEM	SPECIFICATIONS	FINISHING	MEASURE (mm)
CS001.012.002	with screw M4x12 included	-	panel thick min. 25mm



## MIXBOX 200 READY MADE FRAME WITH PREMOUNTED CLIP FOR SLIDE



ITEM	SPECIFICATIONS	FINISHING	MEASURE (mm)
HP156.112.001	Module 900	Zirconio	883 x 448 x 200
HP156.112.002	Module 900	Brown Metal Grey	883 x 448 x 200
HP156.112.003	Module 900	Silver Lead	883 x 448 x 200

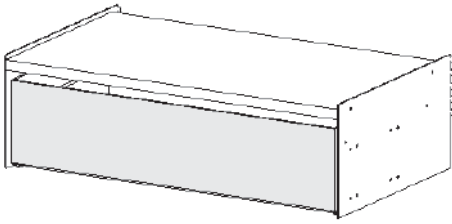
ITEM	SPECIFICATIONS	FINISHING	MEASURE (mm)
HP156.112.004	Module 600	Zirconio	583 x 448 x 200
HP156.112.005	Module 600	Brown Metal Grey	583 x 448 x 200
HP156.112.006	Module 600	Silver Lead	583 x 448 x 200

## CONCEALED SLIDE WITH SOFT CLOSE FOR MIXBOX

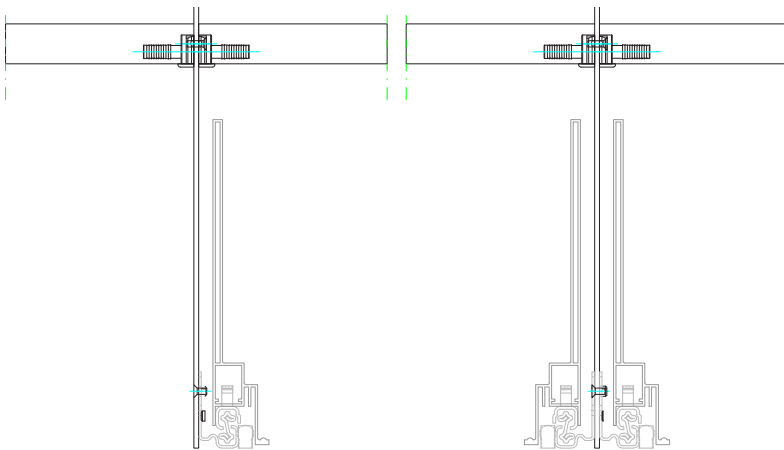



ITEM	SPECIFICATIONS	FINISHING	MEASURE (mm)
HP156.004.003	Left	-	420
HP156.004.004	Right	-	420

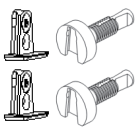
## UNIVERSAL BRACKETS FOR MIXBOX 200



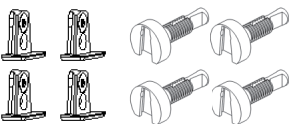
ITEM	SPECIFICATIONS	FINISHING	MEASURE (mm)
CS001.123.001	Left / Right / Central application	Zirconio	500 x 276 x 3
CS001.123.002	Left / Right / Central application	Brown Metal Grey	500 x 276 x 3
CS001.123.003	Left / Right / Central application	Silver Lead	500 x 276 x 3



## KIT OF SHELF SUPPORTS FOR WOODEN SHELF

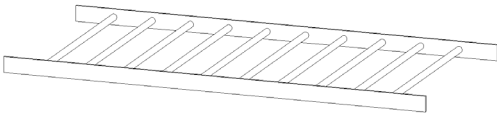


ITEM	SPECIFICATIONS	FINISHING	MEASURE (mm)
CS001.012.001	with screw M4x8 included	-	panel thick min. 25mm



ITEM	SPECIFICATIONS	FINISHING	MEASURE (mm)
CS001.012.002	with screw M4x12 included	-	panel thick min. 25mm

## TROUSERS HOLDER FOR MIXBOX



ITEM	SPECIFICATIONS	FINISHING	MEASURE (mm)
HP156.009.008	Module 900	Zirconio	825 x 390
HP156.009.005	Module 900	Brown Metal Grey	825 x 390
HP156.009.004	Module 900	Silver Lead	825 x 390

ITEM	SPECIFICATIONS	FINISHING	MEASURE (mm)
HP156.009.007	Module 600	Zirconio	525 x 390
HP156.009.002	Module 600	Brown Metal Grey	525 x 390
HP156.009.001	Module 600	Silver Lead	525 x 390

## SIMIL LEATHER STRUCTURAL DRAWER BOTTOM FOR MIXBOX



ITEM	SPECIFICATIONS	FINISHING	MEASURE (mm)
BA560.005.001	Module 900	Anthracite	825 x 390 x 5
BA560.005.002	Module 900	Brown Testa di Moro	825 x 390 x 5

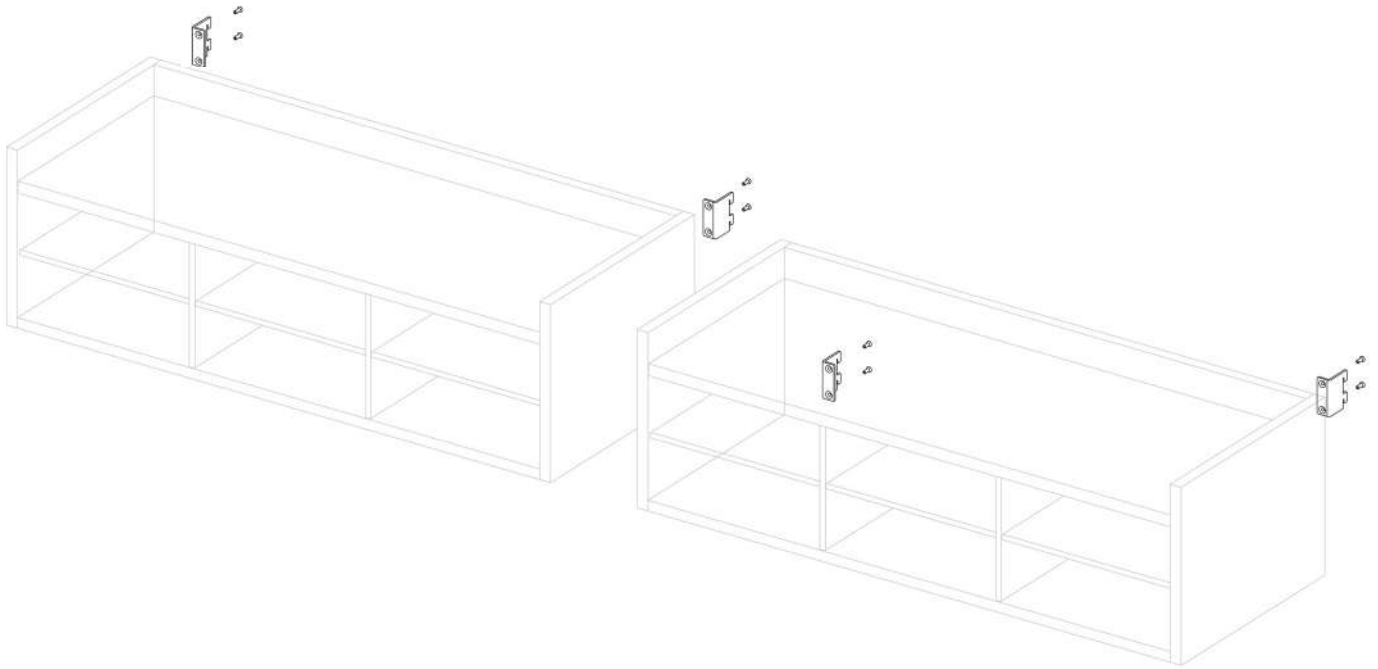
ITEM	SPECIFICATIONS	FINISHING	MEASURE (mm)
BA560.005.003	Module 600	Anthracite	525 x 390 x 5
BA560.005.004	Module 600	Brown Testa di Moro	525 x 390 x 5

## TEMPERED GLASS BOTTOM FOR MIXBOX

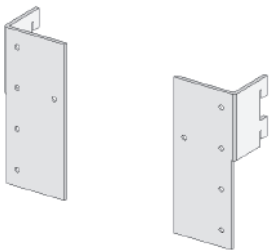


ITEM	SPECIFICATIONS	FINISHING	MEASURE (mm)
VA210.004.001	Module 900	Extra Light	825 x 390 x 4
VA210.004.002	Module 900	Fume'	825 x 390 x 4

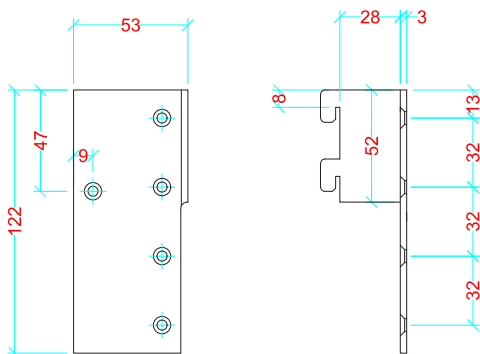
ITEM	SPECIFICATIONS	FINISHING	MEASURE (mm)
VA210.004.003	Module 600	Extra Light	525 x 390 x 4
VA210.004.004	Module 600	Fume'	525 x 390 x 4



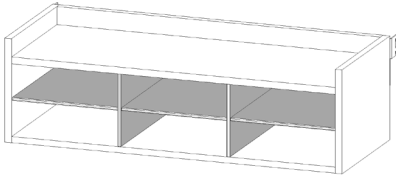
SET OF TWO BRACKETS FOR RASTER



ITEM	SPECIFICATIONS	FINISHING	MEASURE (mm)
CS001.124.001	Left + Right	Zirconio	53 x 122 x 28
CS001.124.002	Left + Right	Brown Metal Grey	53 x 122 x 28
CS001.124.003	Left + Right	Silver Lead	53 x 122 x 28




## RASTER FOR WARDROBE MODULE 900



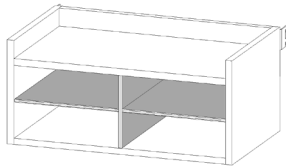
ITEM	SPECIFICATIONS	FINISHING	MEASURE (mm)
CA201.010.005	Anthracite Simil Leather	Dark Oak	900 X 350 X 269
CA201.010.006	Anthracite Simil Leather	Light Oak	900 X 350 X 269
CA201.010.007	Anthracite Simil Leather	Canvas Nadir	900 X 350 X 269
CA201.010.008	Anthracite Simil Leather	Walnut	900 X 350 X 269

ITEM	SPECIFICATIONS	FINISHING	MEASURE (mm)
CA201.010.001	Brown Testa di Moro S. Leather	Dark Oak	900 X 350 X 269
CA201.010.002	Brown Testa di Moro S. Leather	Light Oak	900 X 350 X 269
CA201.010.003	Brown Testa di Moro S. Leather	Canvas Nadir	900 X 350 X 269
CA201.010.004	Brown Testa di Moro S. Leather	Walnut	900 X 350 X 269



ITEM	SPECIFICATIONS	FINISHING	MEASURE (mm)
BA558.003.005	Anthracite Simil Leather	-	275 X 312 X 85
BA558.003.006	Brown Testa di Moro S. Leather	-	275 X 312 X 85

## RASTER FOR WARDROBE MODULE 600



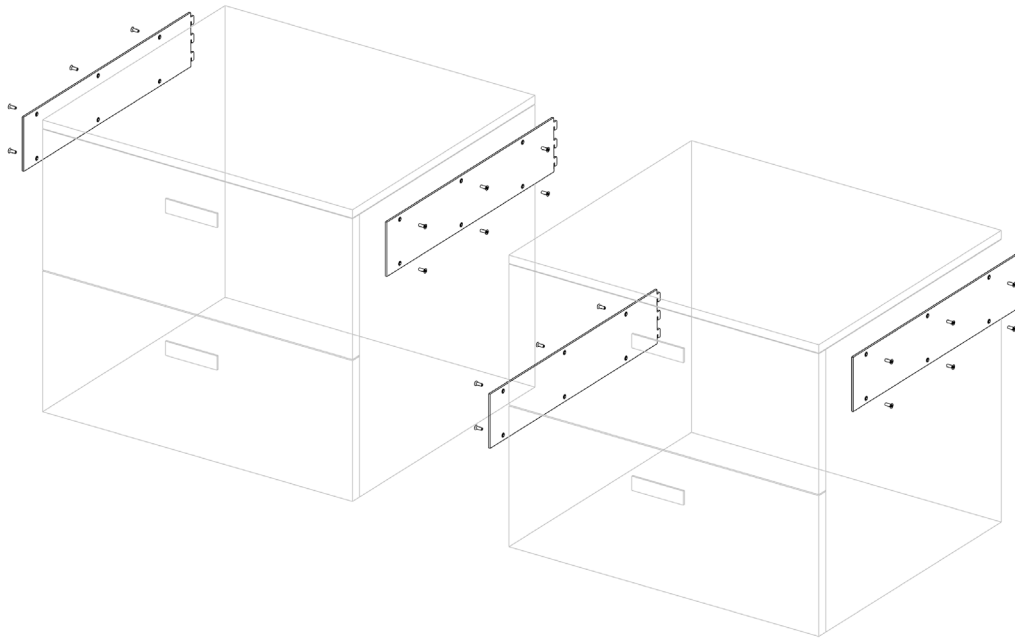
ITEM	SPECIFICATIONS	FINISHING	MEASURE (mm)
CA201.010.013	Anthracite Simil Leather	Dark Oak	600 X 350 X 269
CA201.010.014	Anthracite Simil Leather	Light Oak	600 X 350 X 269
CA201.010.015	Anthracite Simil Leather	Canvas Nadir	600 X 350 X 269
CA201.010.016	Anthracite Simil Leather	Walnut	600 X 350 X 269

ITEM	SPECIFICATIONS	FINISHING	MEASURE (mm)
CA201.010.009	Brown Testa di Moro S. Leather	Dark Oak	600 X 350 X 269
CA201.010.010	Brown Testa di Moro S. Leather	Light Oak	600 X 350 X 269
CA201.010.011	Brown Testa di Moro S. Leather	Canvas Nadir	600 X 350 X 269
CA201.010.012	Brown Testa di Moro S. Leather	Walnut	600 X 350 X 269



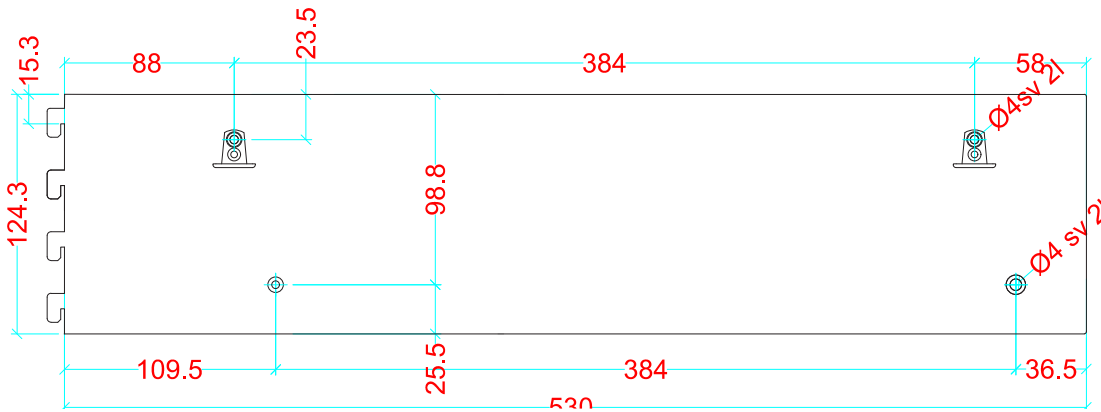
ITEM	SPECIFICATIONS	FINISHING	MEASURE (mm)
BA558.003.007	Anthracite Simil Leather	-	272 X 312 X 85
BA558.003.008	Brown Testa di Moro S. Leather	-	272 X 312 X 85



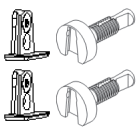


## BRACKETS FOR DRAWER CHEST

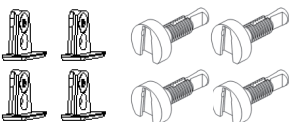
ITEM	SPECIFICATIONS	FINISHING	MEASURE (mm)
CS001.120.001	Left / Right / Central application	Zirconio	500 x 124 x 3
CS001.120.002	Left / Right / Central application	Brown Metal Grey	500 x 124 x 3
CS001.120.003	Left / Right / Central application	Silver Lead	500 x 124 x 3



## KIT OF SHELF SUPPORTS FOR WOODEN SHELF

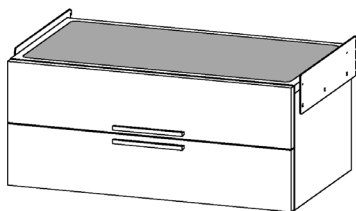


ITEM	SPECIFICATIONS	FINISHING	MEASURE (mm)
CS001.012.001	with screw M4x8 included	-	panel thick min. 25mm




ITEM	SPECIFICATIONS	FINISHING	MEASURE (mm)
CS001.012.002	with screw M4x12 included	-	panel thick min. 25mm

## SIMIL LEATHER TOP PANEL FOR DRAWER CHEST AND WOODEN SHLEF

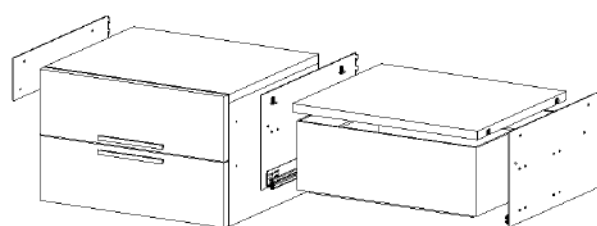
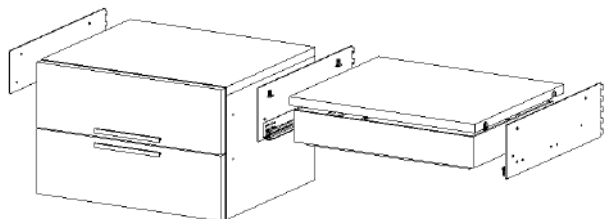
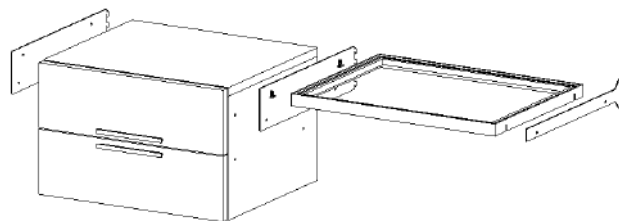
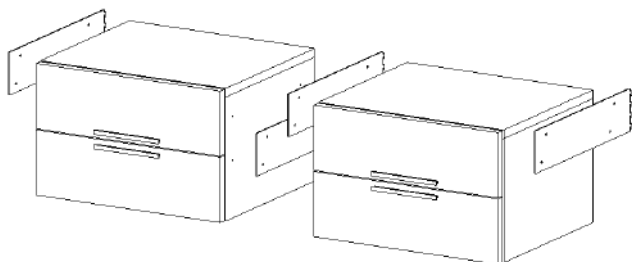


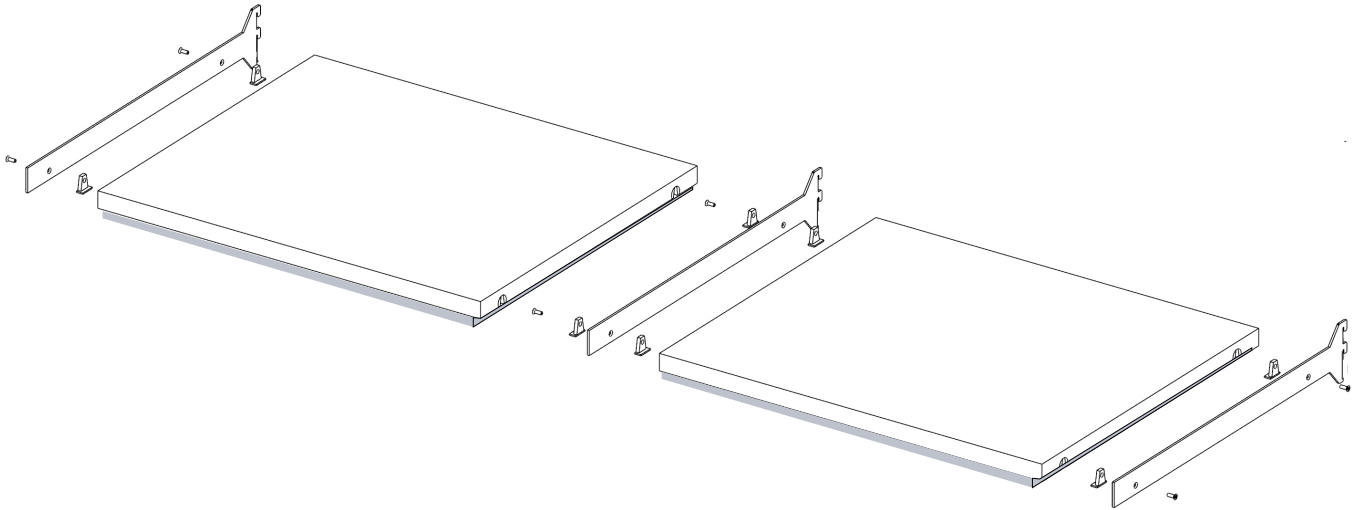
ITEM	SPECIFICATIONS	FINISHING	MEASURE (mm)
BA560.005.005	Module 900	Anthracite	900 x 500 X 5
BA560.005.006	Module 900	Brown Testa di Moro	900 x 500 X 5



ITEM	SPECIFICATIONS	FINISHING	MEASURE (mm)
BA560.005.007	Module 600	Anthracite	600 x 500 X 5
BA560.005.008	Module 600	Brown Testa di Moro	600 x 500 X 5



## EXAMPLE OF APPLICATIONS



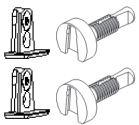


## UNIVERSAL BRACKETS FOR BASEMENT

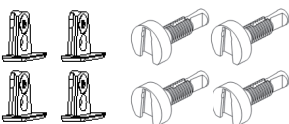
ITEM	SPECIFICATIONS	FINISHING	MEASURE (mm)
CS001.118.001	Left / Right / Central application	Zirconio	500 x 36 x 3
CS001.118.002	Left / Right / Central application	Brown Metal Grey	500 x 36 x 3
CS001.118.003	Left / Right / Central application	Silver Lead	500 x 36 x 3



## KIT OF SHELF SUPPORTS FOR WOODEN SHELF





ITEM	SPECIFICATIONS	FINISHING	MEASURE (mm)
CS001.012.001	with screw M4x8 included	-	panel thick min. 25mm




ITEM	SPECIFICATIONS	FINISHING	MEASURE (mm)
CS001.012.002	with screw M4x12 included	-	panel thick min. 25mm


## TECHNICAL INFORMATION



## KIT OF ADJUSTABLE LEVELERS FOR BASEMENT OF WALK IN CLOSET

ITEM	SPECIFICATIONS	
DB802.008.003	Set of adjustable levelers	-





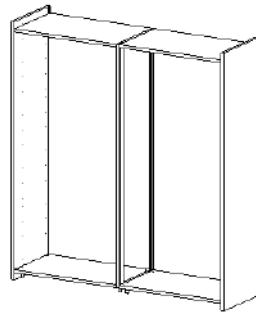
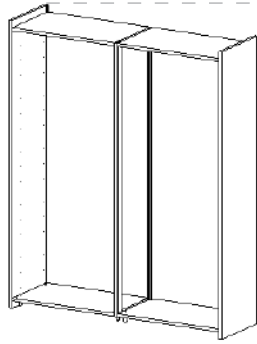
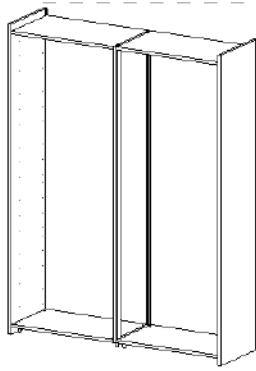


*Online coplanar system with full-grain leather doors*

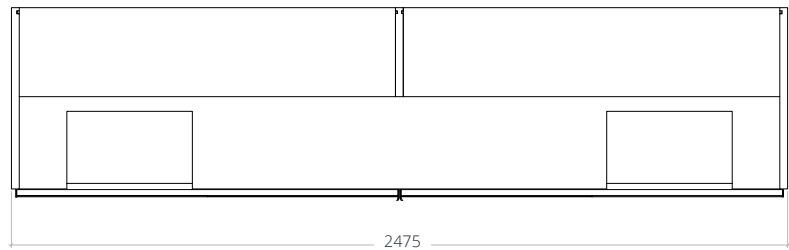
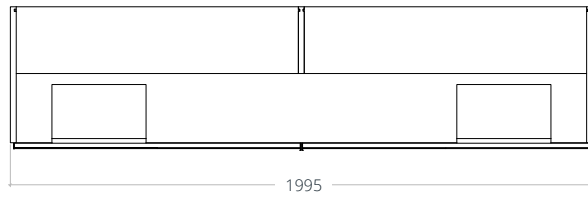

---

TECHNICAL INFORMATION  
**FOR COPLANAR SYSTEM**

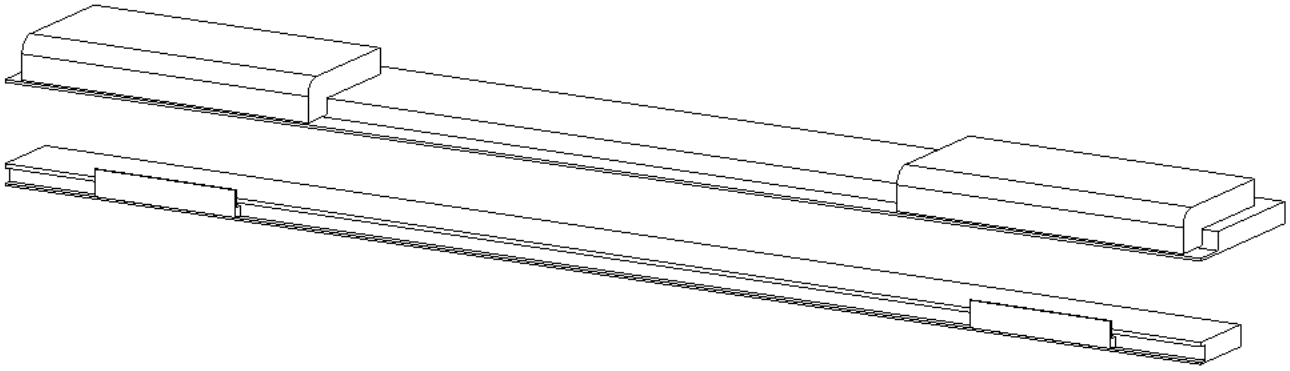
---



2617  
2425  
2169







### SLIDING UNIT

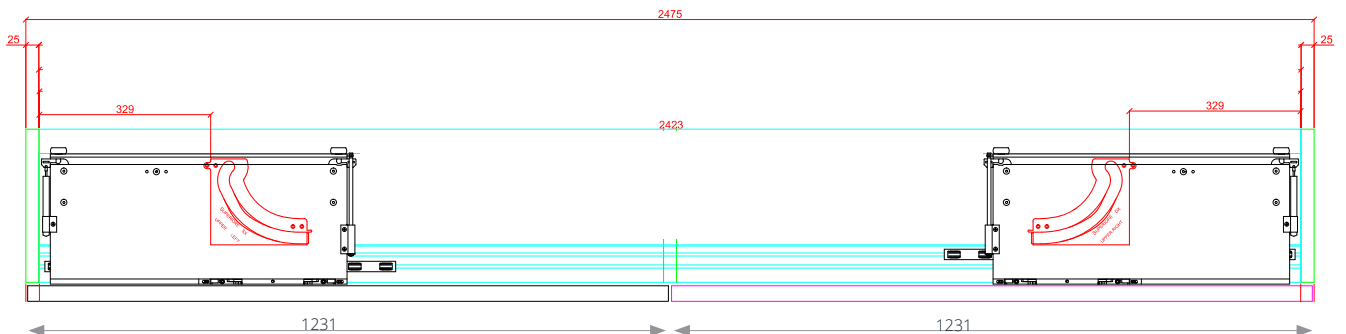


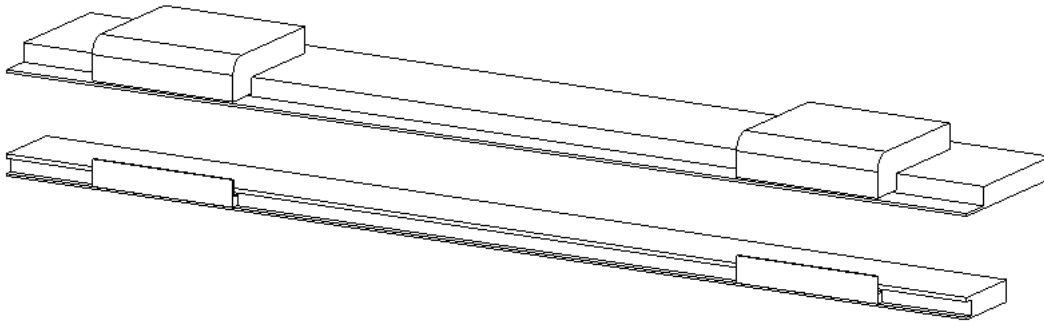
ITEM	SPECIFICATIONS	FINISHING	Load Cap. (kg)
SD094.002.008	Left unit	Aluminium	Max. 85kg
SD094.002.009	Right unit	Aluminium	Max. 85kg

### KIT OF ALUMINIUM SLIDING PROFILE

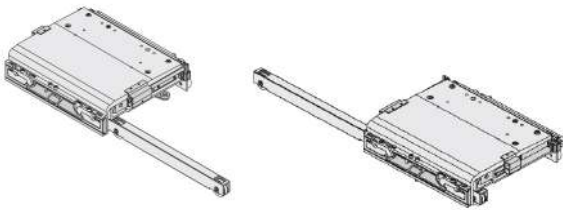


ITEM	SPECIFICATIONS	FINISHING	MEASURE (mm)
SD094.003.005	in measure	Aluminium	2423



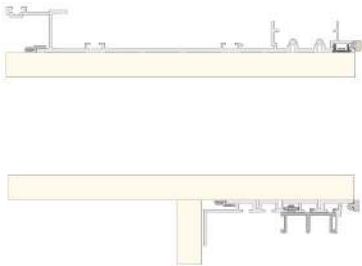


## SLIDING UNIT

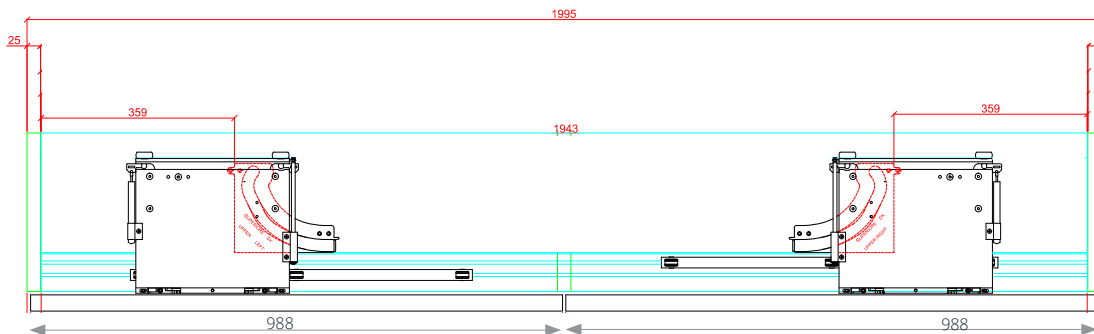


ITEM	SPECIFICATIONS	FINISHING	Load Cap. (kg)
SD094.002.006	Left unit	Aluminium	Max. 55kg
SD094.002.007	Right unit	Aluminium	Max. 55kg


## KIT OF ALUMINIUM SLIDING PROFILE



ITEM	SPECIFICATIONS	FINISHING	MEASURE (mm)
SD094.003.006	in measure	Aluminium	1943



## TETRIX STRUCTURAL PROFILE FOR COPLANAR WARDROBE (LEFT AND RIGHT)



ITEM	SPECIFICATIONS	FINISHING	MEASURE (mm)
HP161.122.001	Left	Zirconio	2617 x 578 x 25
HP161.122.002	Left	Brown Metal Grey	2617 x 578 x 25
HP161.122.003	Left	Silver Lead	2617 x 578 x 25

ITEM	SPECIFICATIONS	FINISHING	MEASURE (mm)
HP161.121.001	Right	Brown Metal Grey	2617 x 578 x 25
HP161.121.002	Right	Zirconio	2617 x 578 x 25
HP161.121.003	Right	Silver Lead	2617 x 578 x 25


ITEM	SPECIFICATIONS	FINISHING	MEASURE (mm)
HP161.122.004	Left	Zirconio	2425 x 578 x 25
HP161.122.005	Left	Brown Metal Grey	2425 x 578 x 25
HP161.122.006	Left	Silver Lead	2425 x 578 x 25

ITEM	SPECIFICATIONS	FINISHING	MEASURE (mm)
HP161.121.004	Right	Zirconio	2425 x 578 x 25
HP161.121.005	Right	Brown Metal Grey	2425 x 578 x 25
HP161.121.006	Right	Silver Lead	2425 x 578 x 25

ITEM	SPECIFICATIONS	FINISHING	MEASURE (mm)
HP161.122.007	Left	Zirconio	2169 x 578 x 25
HP161.122.008	Left	Brown Metal Grey	2169 x 578 x 25
HP161.122.009	Left	Silver Lead	2169 x 578 x 25

ITEM	SPECIFICATIONS	FINISHING	MEASURE (mm)
HP161.121.007	Right	Zirconio	2169 x 578 x 25
HP161.121.008	Right	Brown Metal Grey	2169 x 578 x 25
HP161.121.009	Right	Silver Lead	2169 x 578 x 25

## TEMPERED GLASS FOR TETRIX SIDE PROFILE




ITEM	SPECIFICATIONS	FINISHING	MEASURE (mm)
VA210.021.001	with retro-painted frame	Extra Light	2617 x 578 x 4
VA210.021.002	with retro-painted frame	Fumè	2617 x 578 x 4

ITEM	SPECIFICATIONS	FINISHING	MEASURE (mm)
VA210.021.003	with retro-painted frame	Extra Light	2425 x 578 x 4
VA210.021.004	with retro-painted frame	Fumè	2425 x 578 x 4

ITEM	SPECIFICATIONS	FINISHING	MEASURE (mm)
VA210.021.005	with retro-painted frame	Extra Light	2169 x 578 x 4
VA210.021.006	with retro-painted frame	Fumè	2169 x 578 x 4

## TETRIX STRUCTURAL PROFILE FOR COPLANAR WARDROBE (CENTRAL)



ITEM	SPECIFICATIONS	FINISHING	MEASURE (mm)
HP161.123.001	Central	Zirconio	2497 x 578 x 25
HP161.123.002	Central	Brown Metal Grey	2497 x 578 x 25
HP161.123.003	Central	Silver Lead	2497 x 578 x 25

ITEM	SPECIFICATIONS	FINISHING	MEASURE (mm)
HP161.123.004	Central	Zirconio	2305 x 578 x 25
HP161.123.005	Central	Brown Metal Grey	2305 x 578 x 25
HP161.123.006	Central	Silver Lead	2305 x 578 x 25

ITEM	SPECIFICATIONS	FINISHING	MEASURE (mm)
HP161.123.007	Central	Zirconio	2049 x 578 x 25
HP161.123.008	Central	Brown Metal Grey	2049 x 578 x 25
HP161.123.009	Central	Silver Lead	2049 x 578 x 25

## FLEXYLED










ITEM	SPECIFICATIONS	FINISHING	Watt and Volt
LH087.101.001	L = 3000mm cuttable	4000k	14,4W @ 12Vdc

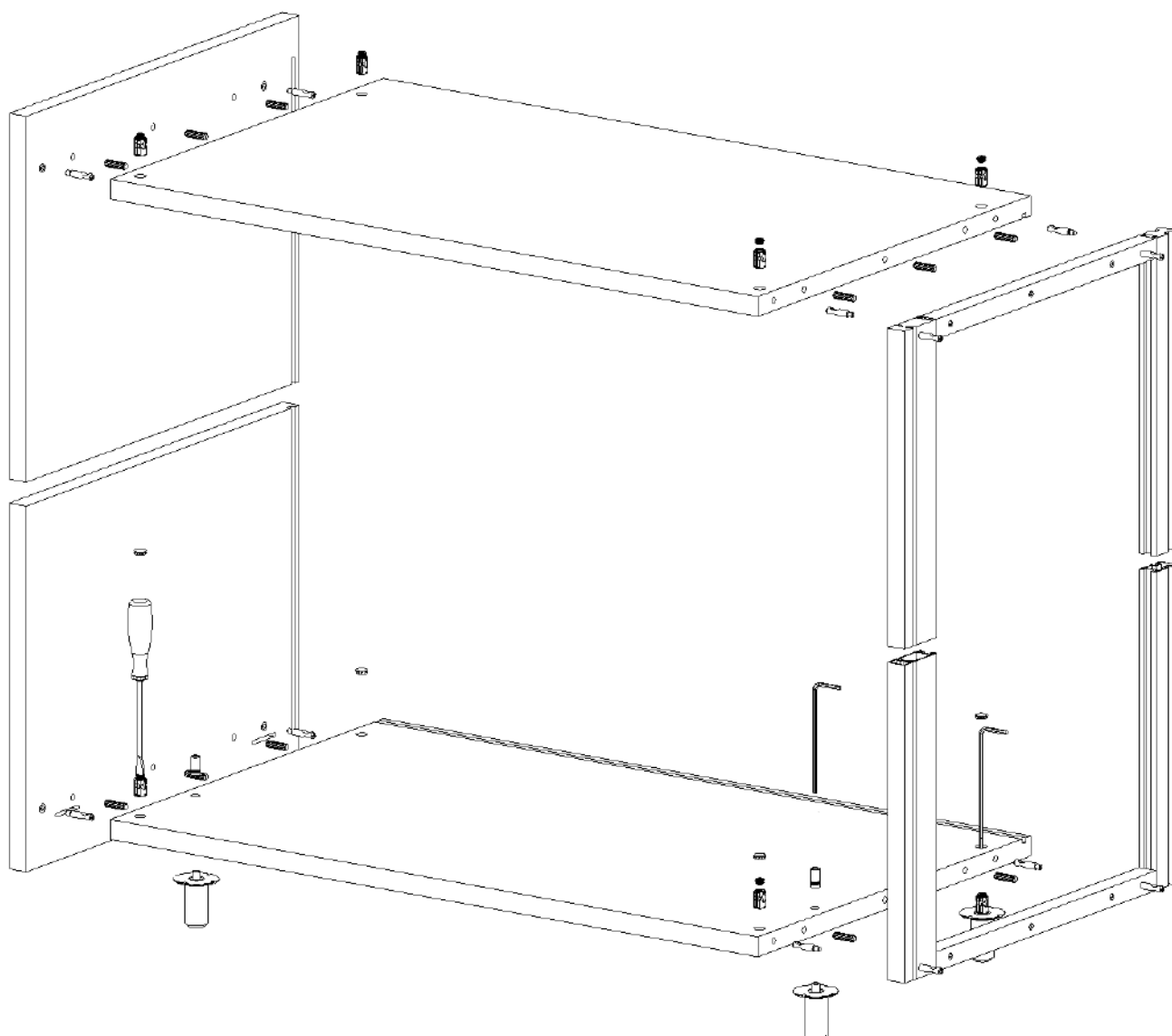
## TRASFORMER AND CABLE FOR FLEXYLED



ITEM	SPECIFICATIONS	FINISHING	Watt and Volt
LH087.102.001	with italian plug	-	60W - 12 Vdc

## SET OF CONNECTING FITTINGS

ITEM	SPECIFICATIONS	
DB802.008.002	Set of connecting fittings and levelers for sliding door wardrobe	
	METAL COVER CUP 8 pcs Nickel plated 8 pcs Bronze plated	
	BARREL NUT WITH CONIC SCREW 8 sets	
	BOLT INT. 21 THREAD M6 8 pcs	
		
		ALLEN KEY 4 MEASURE 40X140 1 pcs



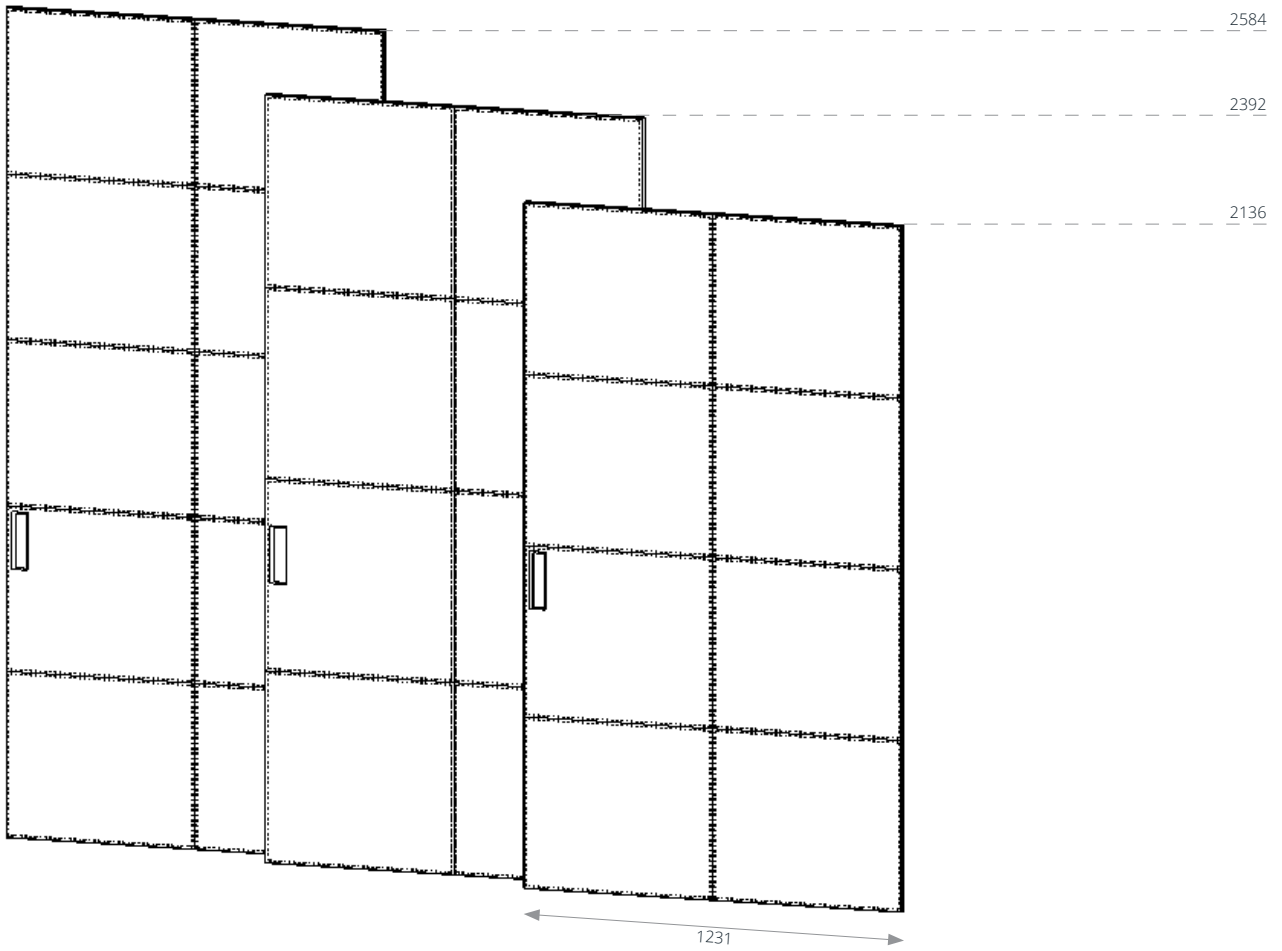
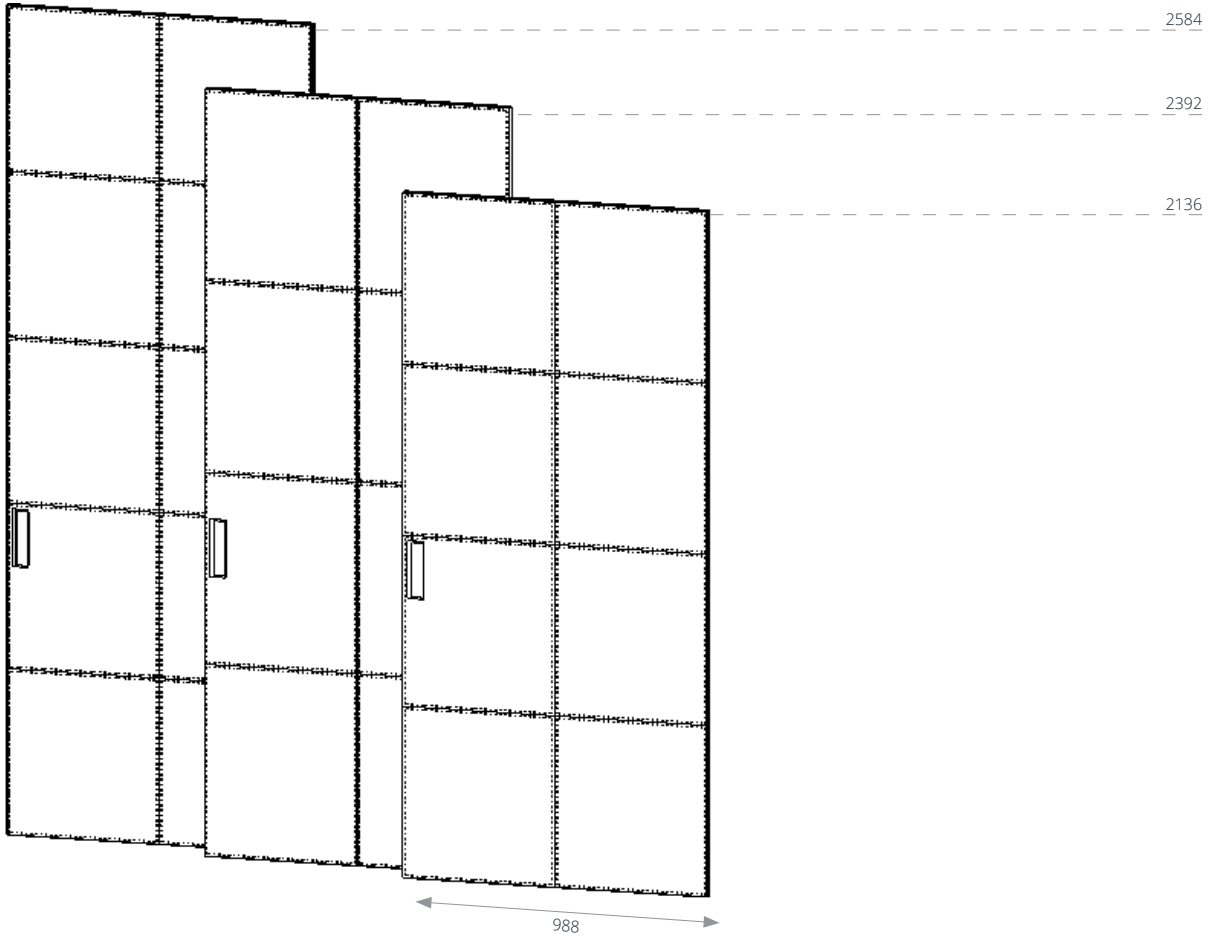
---

FULL-GRAIN LEATHER DOOR  
**FOR COPLANAR WARDROBE**


---







## DARK GREY FULL-GRAIN LEATHER DOOR WITH STITCHES FOR COPLANAR



ITEM	SPECIFICATIONS	FINISHING	MEASURE (mm)
AC203.007.008	Dark Grey Leather	Zirconio	2584 x 1231 x 25
AC203.007.001	Dark Grey Leather	Brown Metal Grey	2584 x 1231 x 25

ITEM	SPECIFICATIONS	FINISHING	MEASURE (mm)
AC203.007.022	Dark Grey Leather	Zirconio	2392 x 1231 x 25
AC203.007.015	Dark Grey Leather	Brown Metal Grey	2392 x 1231 x 25


ITEM	SPECIFICATIONS	FINISHING	MEASURE (mm)
AC203.007.036	Dark Grey Leather	Zirconio	2136 x 1231 x 25
AC203.007.029	Dark Grey Leather	Brown Metal Grey	2136 x 1231 x 25

ITEM	SPECIFICATIONS	FINISHING	MEASURE (mm)
AC203.037.008	Dark Grey Leather	Zirconio	2584 x 988 x 25
AC203.037.001	Dark Grey Leather	Brown Metal Grey	2584 x 988 x 25

ITEM	SPECIFICATIONS	FINISHING	MEASURE (mm)
AC203.037.022	Dark Grey Leather	Zirconio	2392 x 988 x 25
AC203.037.015	Dark Grey Leather	Brown Metal Grey	2392 x 988 x 25

ITEM	SPECIFICATIONS	FINISHING	MEASURE (mm)
AC203.037.036	Dark Grey Leather	Zirconio	2136 x 988 x 25
AC203.037.029	Dark Grey Leather	Brown Metal Grey	2136 x 988 x 25

## BLACK FULL-GRAIN LEATHER DOOR WITH STITCHES FOR COPLANAR



ITEM	SPECIFICATIONS	FINISHING	MEASURE (mm)
AC203.007.009	Black Leather	Zirconio	2584 x 1231 x 25
AC203.007.002	Black Leather	Brown Metal Grey	2584 x 1231 x 25

ITEM	SPECIFICATIONS	FINISHING	MEASURE (mm)
AC203.007.023	Black Leather	Zirconio	2392 x 1231 x 25
AC203.007.016	Black Leather	Brown Metal Grey	2392 x 1231 x 25

ITEM	SPECIFICATIONS	FINISHING	MEASURE (mm)
AC203.007.037	Black Leather	Zirconio	2136 x 1231 x 25
AC203.007.030	Black Leather	Brown Metal Grey	2136 x 1231 x 25

ITEM	SPECIFICATIONS	FINISHING	MEASURE (mm)
AC203.037.009	Black Leather	Zirconio	2584 x 988 x 25
AC203.037.002	Black Leather	Brown Metal Grey	2584 x 988 x 25

ITEM	SPECIFICATIONS	FINISHING	MEASURE (mm)
AC203.037.023	Black Leather	Zirconio	2392 x 988 x 25
AC203.037.016	Black Leather	Brown Metal Grey	2392 x 988 x 25

ITEM	SPECIFICATIONS	FINISHING	MEASURE (mm)
AC202.037.037	Black Leather	Zirconio	2136 x 988 x 25
AC202.037.030	Black Leather	Brown Metal Grey	2136 x 988 x 25

## TORTORA FULL-GRAIN LEATHER DOOR WITH STITCHES FOR COPLANAR



ITEM	SPECIFICATIONS	FINISHING	MEASURE (mm)
AC203.007.011	Tortora Leather	Zirconio	2584 x 1231 x 25
AC203.007.004	Tortora Leather	Brown Metal Grey	2584 x 1231 x 25

ITEM	SPECIFICATIONS	FINISHING	MEASURE (mm)
AC203.007.025	Tortora Leather	Zirconio	2392 x 1231 x 25
AC203.007.018	Tortora Leather	Brown Metal Grey	2392 x 1231 x 25

ITEM	SPECIFICATIONS	FINISHING	MEASURE (mm)
AC203.007.039	Tortora Leather	Zirconio	2136 x 1231 x 25
AC203.007.032	Tortora Leather	Brown Metal Grey	2136 x 1231 x 25

ITEM	SPECIFICATIONS	FINISHING	MEASURE (mm)
AC203.037.011	Tortora Leather	Zirconio	2584 x 988 x 25
AC203.037.004	Tortora Leather	Brown Metal Grey	2584 x 988 x 25

ITEM	SPECIFICATIONS	FINISHING	MEASURE (mm)
AC203.037.025	Tortora Leather	Zirconio	2392 x 988 x 25
AC203.037.018	Tortora Leather	Brown Metal Grey	2392 x 988 x 25

ITEM	SPECIFICATIONS	FINISHING	MEASURE (mm)
AC203.037.039	Tortora Leather	Zirconio	2136 x 988 x 25
AC203.037.032	Tortora Leather	Brown Metal Grey	2136 x 988 x 25

## BROWN COFFEE FULL-GRAIN LEATHER DOOR WITH STITCHES FOR COPLANAR SYSTEM



ITEM	SPECIFICATIONS	FINISHING	MEASURE (mm)
AC203.007.012	Brown Coffee Leather	Zirconio	2584 x 1231 x 25
AC203.007.005	Brown Coffee Leather	Brown Metal Grey	2584 x 1231 x 25

ITEM	SPECIFICATIONS	FINISHING	MEASURE (mm)
AC203.007.026	Brown Coffee Leather	Zirconio	2392 x 1231 x 25
AC203.007.019	Brown Coffee Leather	Brown Metal Grey	2392 x 1231 x 25


ITEM	SPECIFICATIONS	FINISHING	MEASURE (mm)
AC203.007.040	Brown Coffee Leather	Zirconio	2136 x 1231 x 25
AC203.007.033	Brown Coffee Leather	Brown Metal Grey	2136 x 1231 x 25

ITEM	SPECIFICATIONS	FINISHING	MEASURE (mm)
AC203.037.012	Brown Coffee Leather	Zirconio	2584 x 988 x 25
AC203.037.005	Brown Coffee Leather	Brown Metal Grey	2584 x 988 x 25

ITEM	SPECIFICATIONS	FINISHING	MEASURE (mm)
AC203.037.026	Brown Coffee Leather	Zirconio	2392 x 988 x 25
AC203.037.019	Brown Coffee Leather	Brown Metal Grey	2392 x 988 x 25

ITEM	SPECIFICATIONS	FINISHING	MEASURE (mm)
AC203.037.040	Brown Coffee Leather	Zirconio	2136 x 988 x 25
AC203.037.033	Brown Coffee Leather	Brown Metal Grey	2136 x 988 x 25

## VINTAGE CUIUM FULL-GRAIN LEATHER DOOR WITH STITCHES FOR COPLANAR SYSTEM



ITEM	SPECIFICATIONS	FINISHING	MEASURE (mm)
AC203.007.013	Cuoium Vintage Leather	Zirconio	2584 x 1231 x 25
AC203.007.006	Cuoium Vintage Leather	Brown Metal Grey	2584 x 1231 x 25

ITEM	SPECIFICATIONS	FINISHING	MEASURE (mm)
AC203.007.027	Cuoium Vintage Leather	Zirconio	2392 x 1231 x 25
AC203.007.020	Cuoium Vintage Leather	Brown Metal Grey	2392 x 1231 x 25

ITEM	SPECIFICATIONS	FINISHING	MEASURE (mm)
AC203.007.041	Cuoium Vintage Leather	Zirconio	2136 x 1231 x 25
AC203.007.034	Cuoium Vintage Leather	Brown Metal Grey	2136 x 1231 x 25

ITEM	SPECIFICATIONS	FINISHING	MEASURE (mm)
AC203.037.013	Cuoium Vintage Leather	Zirconio	2584 x 988 x 25
AC203.037.006	Cuoium Vintage Leather	Brown Metal Grey	2584 x 988 x 25

ITEM	SPECIFICATIONS	FINISHING	MEASURE (mm)
AC203.037.027	Cuoium Vintage Leather	Zirconio	2392 x 988 x 25
AC203.037.020	Cuoium Vintage Leather	Brown Metal Grey	2392 x 988 x 25

ITEM	SPECIFICATIONS	FINISHING	MEASURE (mm)
AC203.037.041	Cuoium Vintage Leather	Zirconio	2136 x 988 x 25
AC203.037.034	Cuoium Vintage Leather	Brown Metal Grey	2136 x 988 x 25

---

ACCESSORIES  
**FOR COPLANAR WARDROBE**

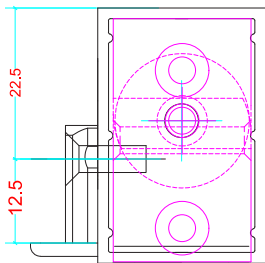
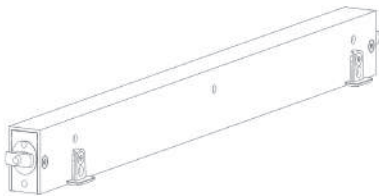
---





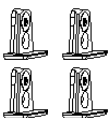


## HORIZONTAL INTERMEDIATE PROFILE



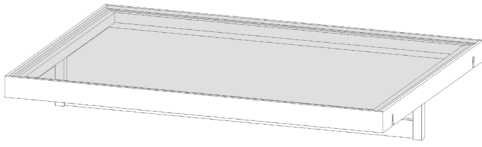
ITEM	SPECIFICATIONS	FINISHING	MEASURE (mm)
HP161.110.001	Right	Zirconio	465 x 38 x 25
HP161.110.002	Right	Brown Metal Grey	465 x 38 x 25
HP161.110.003	Right	Silver Lead	465 x 38 x 25
HP161.110.004	Left	Zirconio	465 x 38 x 25
HP161.110.005	Left	Brown Metal Grey	465 x 38 x 25
HP161.110.006	Left	Silver Lead	465 x 38 x 25
HP161.110.007	Central	Zirconio	465 x 38 x 25
HP161.110.008	Central	Brown Metal Grey	465 x 38 x 25
HP161.110.009	Central	Silver Lead	465 x 38 x 25

## KIT OF SHELF SUPPORTS FOR LUMIX ALUMINIUM SHELF



ITEM	SPECIFICATIONS	FINISHING	MEASURE (mm)
HP150.004.004	with screw M4x8 included	-	-

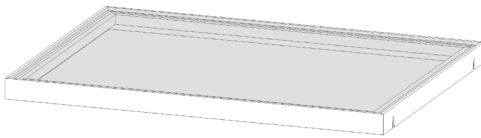
## LUMIX ALUMINIUM SHELF WITH HANGING ROD



ITEM	SPECIFICATIONS	FINISHING	MEASURE (mm)
HP150.122.001	Module 1200	Zirconio	1200 X 500 X 35
HP150.122.002	Module 1200	Brown Metal Grey	1200 X 500 X 35
HP150.122.003	Module 1200	Silver Lead	1200 X 500 X 35

ITEM	SPECIFICATIONS	FINISHING	MEASURE (mm)
HP150.102.001	Module 960	Zirconio	960 X 500 X 35
HP150.102.002	Module 960	Brown Metal Grey	960 X 500 X 35
HP150.102.003	Module 960	Silver Lead	960 X 500 X 35

## LUMIX ALUMINIUM SHELF



ITEM	SPECIFICATIONS	FINISHING	MEASURE (mm)
HP150.121.001	Module 1200	Zirconio	1200 X 500 X 35
HP150.121.002	Module 1200	Brown Metal Grey	1200 X 500 X 35
HP150.121.003	Module 1200	Silver Lead	1200 X 500 X 35

ITEM	SPECIFICATIONS	FINISHING	MEASURE (mm)
HP150.101.001	Module 960	Zirconio	960 X 500 X 35
HP150.101.002	Module 960	Brown Metal Grey	960 X 500 X 35
HP150.101.003	Module 960	Silver Lead	960 X 500 X 35

## TEMPERED GLASS FOR LUMIX ALUMINIUM SHELF

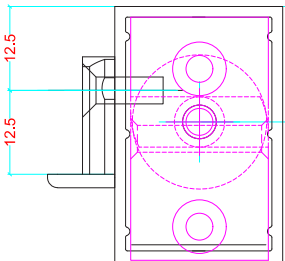
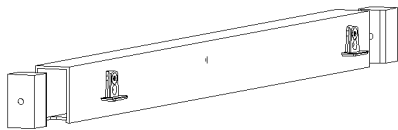


ITEM	SPECIFICATIONS	FINISHING	MEASURE (mm)
VA210.003.008	Module 1200	Extra Light	1188 x 489 x 4
VA210.003.009	Module 1200	Fumè	1188 x 489 x 4

ITEM	SPECIFICATIONS	FINISHING	MEASURE (mm)
VA210.003.001	Module 960	Extra Light	948 x 489 x 4
VA210.003.002	Module 960	Fumè	948 x 489 x 4

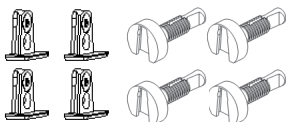


## HORIZONTAL INTERMEDIATE PROFILE - APPLICATION FOR WOODEN SHELF



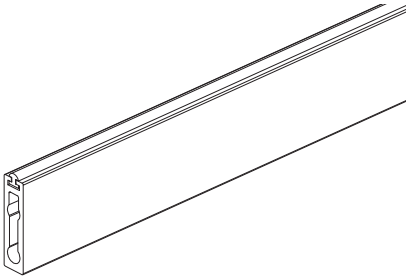
ITEM	SPECIFICATIONS	FINISHING	MEASURE (mm)
HP161.110.001	Right	Zirconio	465 x 38 x 25
HP161.110.002	Right	Brown Metal Grey	465 x 38 x 25
HP161.110.003	Right	Silver Lead	465 x 38 x 25
HP161.110.004	Left	Zirconio	465 x 38 x 25
HP161.110.005	Left	Brown Metal Grey	465 x 38 x 25
HP161.110.006	Left	Silver Lead	465 x 38 x 25
HP161.110.007	Central	Zirconio	465 x 38 x 25
HP161.110.008	Central	Brown Metal Grey	465 x 38 x 25
HP161.110.009	Central	Silver Lead	465 x 38 x 25

## KIT OF SHELF SUPPORT FOR WOODEN SHELF



ITEM	SPECIFICATIONS	FINISHING	MEASURE (mm)
JB089.008.004	with screw M4x12 included	-	panel thick min. 25mm

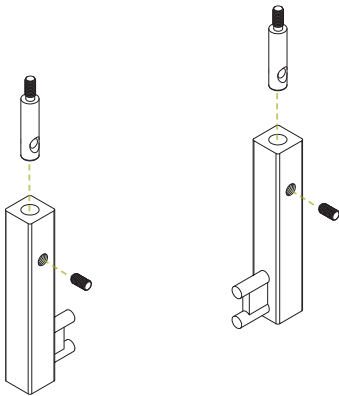
## HANGING ROD PROFILE 30 x 8



ITEM	SPECIFICATIONS	FINISHING	MEASURE (mm)
WA061.101.010	Module 1200	Zirconio	1149 x 30 x 8
WA061.101.011	Module 1200	Brown Metal Grey	1149 x 30 x 8
WA061.101.012	Module 1200	Silver Lead	1149 x 30 x 8

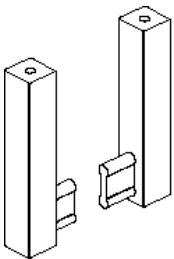
ITEM	SPECIFICATIONS	FINISHING	MEASURE (mm)
WA061.101.001	Module 960	Zirconio	909 x 30 x 8
WA061.101.002	Module 960	Brown Metal Grey	909 x 30 x 8
WA061.101.003	Module 960	Silver Lead	909 x 30 x 8

## SET OF HANGING ROD SUPPORT WITH PIN THREAD M6 AND CONIC SCREW

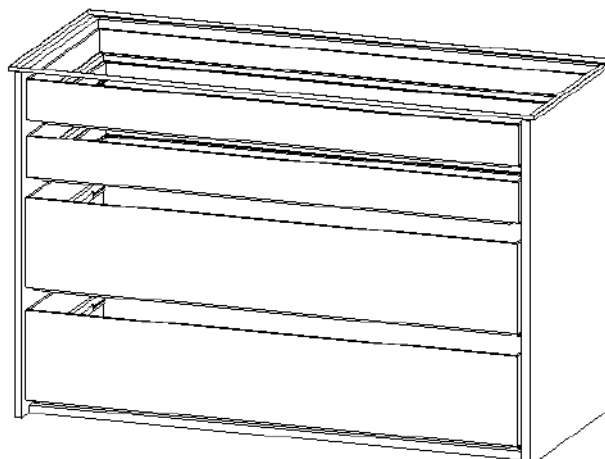
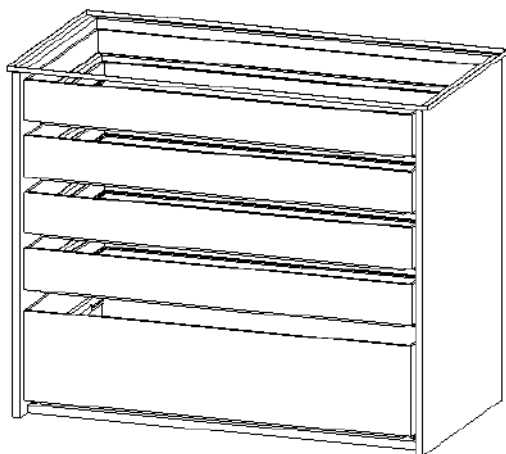


ITEM	SPECIFICATIONS	FINISHING	MEASURE (mm)
WA061.009.001	For insert nut	Zirconio	15 x 15 x 80
WA061.003.054	For insert nut	Brown Metal Grey	15 x 15 x 80
WA061.003.056	For insert nut	Silver Lead	15 x 15 x 80

## HANGING ROD SUPPORT FOR SCREW M5



ITEM	SPECIFICATIONS	FINISHING	MEASURE (mm)
WA061.008.001	For metric screw	Zirconio	15 x 15 x 80
WA061.003.010	For metric screw	Brown Metal Grey	15 x 15 x 80
WA061.003.014	For imetric screw	Silver Lead	15 x 15 x 80



### MIXBOX 100 READY MADE FRAME WITH PREMOUNTED CLIP FOR SLIDE



ITEM	SPECIFICATIONS	FINISHING	MEASURE (mm)
HP156.111.007	Module 1200	Zirconio	1123 x 448 x 103
HP156.111.008	Module 1200	Brown Metal Grey	1123 x 448 x 103
HP156.111.009	Module 1200	Silver Lead	1123 x 448 x 103

ITEM	SPECIFICATIONS	FINISHING	MEASURE (mm)
HP156.111.001	Module 960	Zirconio	883 x 448 x 103
HP156.111.002	Module 960	Brown Metal Grey	883 x 448 x 103
HP156.111.003	Module 960	Silver Lead	883 x 448 x 103

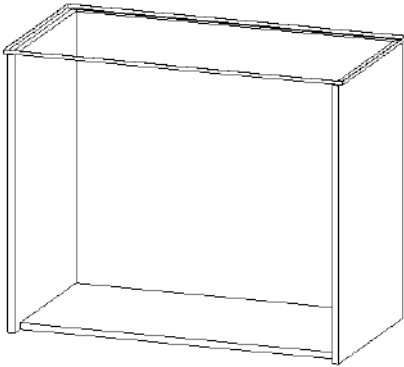
### MIXBOX 200 READY MADE FRAME WITH PREMOUNTED CLIP FOR SLIDE



ITEM	SPECIFICATIONS	FINISHING	MEASURE (mm)
HP156.112.007	Module 1200	Zirconio	1123 x 448 x 200
HP156.112.008	Module 1200	Brown Metal Grey	1123 x 448 x 200
HP156.112.009	Module 1200	Silver Lead	1123 x 448 x 200

ITEM	SPECIFICATIONS	FINISHING	MEASURE (mm)
HP156.112.001	Module 960	Zirconio	883 x 448 x 200
HP156.112.002	Module 960	Brown Metal Grey	883 x 448 x 200
HP156.112.003	Module 960	Silver Lead	883 x 448 x 200

## CONTAINER FOR MIXBOX



ITEM	SPECIFICATIONS	FINISHING	MEASURE (mm)
AC203.010.001	Module 1200	Dark Oak	1199 x 766 x 497
AC203.010.002	Module 1200	Light Oak	1199 x 766 x 497
AC203.010.003	Module 1200	Canvas Nadir	1199 x 766 x 497
AC203.010.004	Module 1200	Walnut	1199 x 766 x 497

ITEM	SPECIFICATIONS	FINISHING	MEASURE (mm)
AC203.010.005	Module 960	Dark Oak	959 x 766 x 497
AC203.010.006	Module 960	Light Oak	959 x 766 x 497
AC203.010.007	Module 960	Canvas Nadir	959 x 766 x 497
AC203.010.008	Module 960	Walnut	959 x 766 x 497

## TEMPERED GLASS FOR CONTAINER FOR MIXBOX



ITEM	SPECIFICATIONS	FINISHING	MEASURE (mm)
VA210.018.001	Module 1200	Extra Light	1199 x 500 x 8
VA210.018.002	Module 1200	Fume'	1199 x 500 x 8

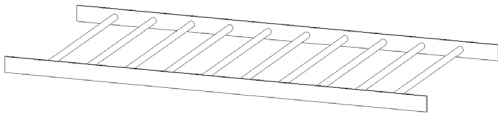
ITEM	SPECIFICATIONS	FINISHING	MEASURE (mm)
VA210.018.003	Module 960	Extra Light	959 x 500 x 8
VA210.018.004	Module 960	Fume'	959 x 500 x 8

## CONCEALED SLIDE WITH SOFT CLOSE FOR MIXBOX



ITEM	SPECIFICATIONS	FINISHING	MEASURE (mm)
HP156.004.003	Left	-	420
HP156.004.004	Right	-	420

## TROUSERS HOLDER FOR MIXBOX



ITEM	SPECIFICATIONS	FINISHING	MEASURE (mm)
HP156.009.011	Module 1200	Zirconio	1065 x 390
HP156.009.010	Module 1200	Brown Metal Grey	1065 x 390
HP156.009.009	Module 1200	Silver Lead	1065 x 390

ITEM	SPECIFICATIONS	FINISHING	MEASURE (mm)
HP156.009.008	Module 960	Zirconio	825 x 390
HP156.009.005	Module 960	Brown Metal Grey	825 x 390
HP156.009.004	Module 960	Silver Lead	825 x 390

## SIMIL LEATHER BOTTOM PANEL FOR MIXBOX



ITEM	SPECIFICATIONS	FINISHING	MEASURE (mm)
BA560.005.009	Module 1200	Anthracite	1065 x 390 x 5
BA560.005.010	Module 1200	Brown Testa di Moro	1065 x 390 x 5

ITEM	SPECIFICATIONS	FINISHING	MEASURE (mm)
BA560.005.001	Module 960	Anthracite	825 x 390 x 5
BA560.005.002	Module 960	Brown Testa di Moro	825 x 390 x 5

## TEMPERED GLASS BOTTOM PANEL FOR MIXBOX



ITEM	SPECIFICATIONS	FINISHING	MEASURE (mm)
VA210.004.005	Module 1200	Extra Light	1065 x 390 x 4
VA210.004.006	Module 1200	Fume'	1065 x 390 x 4

ITEM	SPECIFICATIONS	FINISHING	MEASURE (mm)
VA210.004.001	Module 960	Extra Light	825 x 390 x 4
VA210.004.002	Module 960	Fume'	825 x 390 x 4



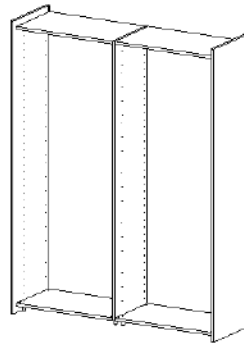
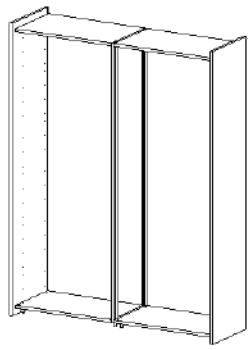
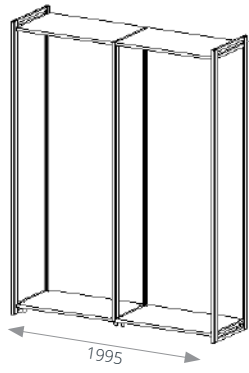




---

TECHNICAL INFORMATION  
**FOR KITE SLIDING SYSTEM**

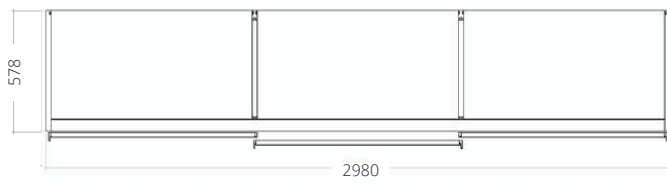
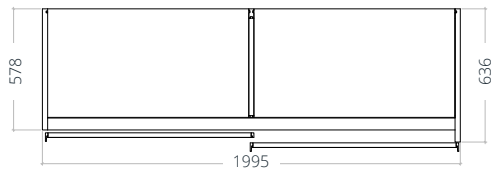

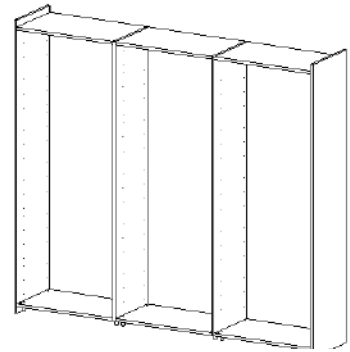
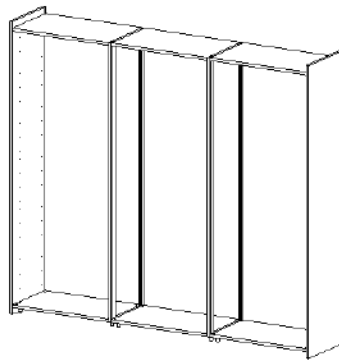
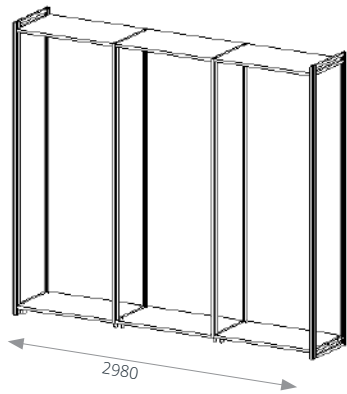
---



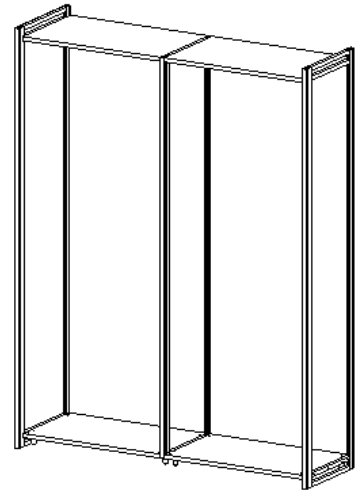
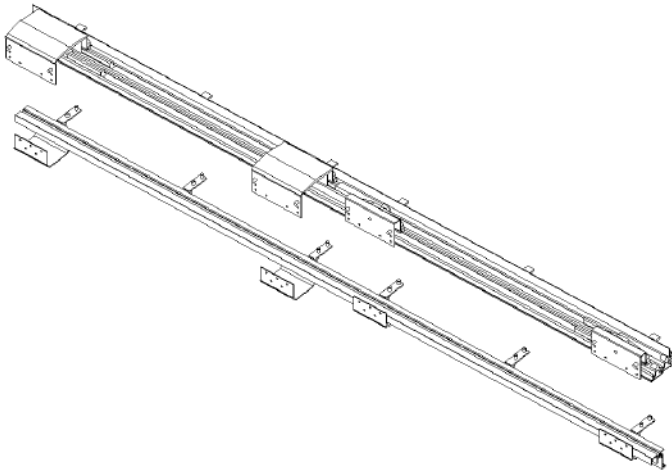
2617

2425

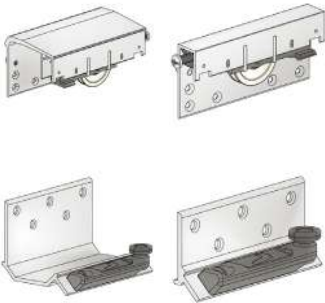
2169



## SET FOR TWO DOORS

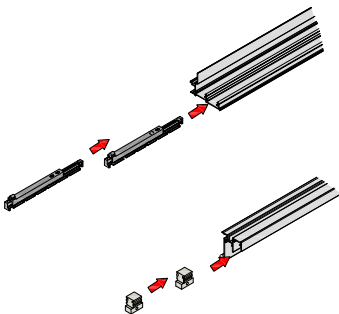


## KIT OF KITE SLIDING UNIT FOR 2 DOORS WARRDOBE



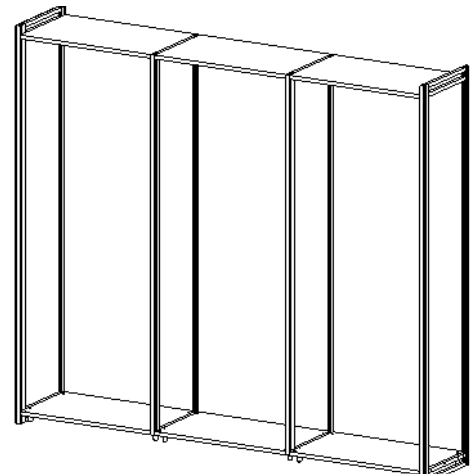
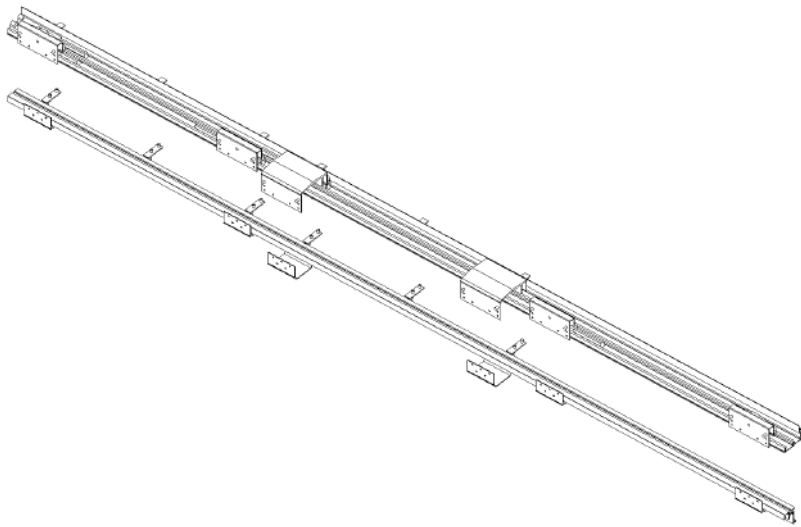
ITEM	SPECIFICATIONS	FINISHING	MEASURE (mm)
SD149.001.005	For aluminium door	-	Thickness 50mm
SD149.004.005	Kit of 2 activators	-	-

## SET OF READY MADE PROFILES WITH MAGNETIC SOFT CLOSING

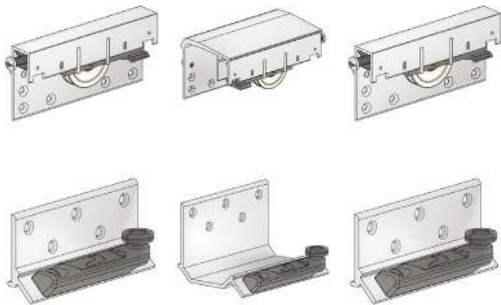


ITEM	SPECIFICATIONS	FINISHING	MEASURE (mm)
SD149.005.001	set with magnetic dampers	Anodized Brown	1945

## SET FOR THREE DOORS

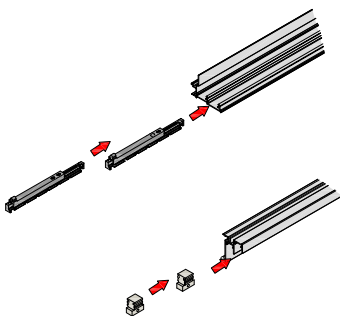


## KIT OF KITE SLIDING UNIT FOR 3 DOORS WARRDOBE




ITEM	SPECIFICATIONS	FINISHING	MEASURE (mm)
SD149.001.010	For aluminium door	-	Thickness 50mm
SD149.004.006	Kit of 3 activators	-	-

## SET OF READY MADE PROFILES WITH MAGNETIC SOFT CLOSING



ITEM	SPECIFICATIONS	FINISHING	MEASURE (mm)
SD149.005.002	set with magnetic dampers	Anodized Brown	2930

## TETRIX STRUCTURAL PROFILE FOR KITE WARDROBE - STANDARD DEPTH (LEFT AND RIGHT)



ITEM	SPECIFICATIONS	FINISHING	MEASURE (mm)
HP161.122.001	Left	Zirconio	2617 x 578 x 25
HP161.122.002	Left	Brown Metal Grey	2617 x 578 x 25
HP161.122.003	Left	Silver Lead	2617 x 578 x 25

ITEM	SPECIFICATIONS	FINISHING	MEASURE (mm)
HP161.121.001	Right	Zirconio	2617 x 578 x 25
HP161.121.002	Right	Brown Metal Grey	2617 x 578 x 25
HP161.121.003	Right	Silver Lead	2617 x 578 x 25


ITEM	SPECIFICATIONS	FINISHING	MEASURE (mm)
HP161.122.004	Left	Zirconio	2425 x 578 x 25
HP161.122.005	Left	Brown Metal Grey	2425 x 578 x 25
HP161.122.006	Left	Silver Lead	2425 x 578 x 25

ITEM	SPECIFICATIONS	FINISHING	MEASURE (mm)
HP161.121.004	Right	Zirconio	2425 x 578 x 25
HP161.121.005	Right	Brown Metal Grey	2425 x 578 x 25
HP161.121.006	Right	Silver Lead	2425 x 578 x 25

ITEM	SPECIFICATIONS	FINISHING	MEASURE (mm)
HP161.122.007	Left	Zirconio	2169 x 578 x 25
HP161.122.008	Left	Brown Metal Grey	2169 x 578 x 25
HP161.122.009	Left	Silver Lead	2169 x 578 x 25

ITEM	SPECIFICATIONS	FINISHING	MEASURE (mm)
HP161.121.007	Right	Zirconio	2169 x 578 x 25
HP161.121.008	Right	Brown Metal Grey	2169 x 578 x 25
HP161.121.009	Right	Silver Lead	2169 x 578 x 25

## TEMPERED GLASS FOR TETRIX SIDE PROFILE - STANDARD DEPTH




ITEM	SPECIFICATIONS	FINISHING	MEASURE (mm)
VA210.021.001	with retro-painted frame	Extra Light	2617 x 578 x 4
VA210.021.002	with retro-painted frame	Fumè	2617 x 578 x 4

ITEM	SPECIFICATIONS	FINISHING	MEASURE (mm)
VA210.021.003	with retro-painted frame	Extra Light	2425 x 578 x 4
VA210.021.004	with retro-painted frame	Fumè	2425 x 578 x 4

ITEM	SPECIFICATIONS	FINISHING	MEASURE (mm)
VA210.021.005	with retro-painted frame	Extra Light	2169 x 578 x 4
VA210.021.006	with retro-painted frame	Fumè	2169 x 578 x 4



## TETRIX STRUCTURAL PROFILE FOR KITE SYSTEM - INCREASED DEPTH (LEFT AND RIGHT)



ITEM	SPECIFICATIONS	FINISHING	MEASURE (mm)
HP161.125.001	Left	Zirconio	2617 x 636 x 25
HP161.125.002	Left	Brown Metal Grey	2617 x 636 x 25
HP161.125.003	Left	Silver Lead	2617 x 636 x 25

ITEM	SPECIFICATIONS	FINISHING	MEASURE (mm)
HP161.124.001	Right	Zirconio	2617 x 636 x 25
HP161.124.002	Right	Brown Metal Grey	2617 x 636 x 25
HP161.124.003	Right	Silver Lead	2617 x 636 x 25


ITEM	SPECIFICATIONS	FINISHING	MEASURE (mm)
HP161.125.004	Left	Zirconio	2425 x 636 x 25
HP161.125.005	Left	Brown Metal Grey	2425 x 636 x 25
HP161.125.006	Left	Silver Lead	2425 x 636 x 25

ITEM	SPECIFICATIONS	FINISHING	MEASURE (mm)
HP161.124.004	Right	Zirconio	2425 x 636 x 25
HP161.124.005	Right	Brown Metal Grey	2425 x 636 x 25
HP161.124.006	Right	Silver Lead	2425 x 636 x 25

ITEM	SPECIFICATIONS	FINISHING	MEASURE (mm)
HP161.125.007	Left	Zirconio	2169 x 636 x 25
HP161.125.008	Left	Brown Metal Grey	2169 x 636 x 25
HP161.125.009	Left	Silver Lead	2169 x 636 x 25

ITEM	SPECIFICATIONS	FINISHING	MEASURE (mm)
HP161.124.007	Right	Zirconio	2169 x 636 x 25
HP161.124.008	Right	Brown Metal Grey	2169 x 636 x 25
HP161.124.009	Right	Silver Lead	2169 x 636 x 25

## TEMPERED GLASS FOR TETRIX SIDE PROFILE - INCREASED DEPTH




ITEM	SPECIFICATIONS	FINISHING	MEASURE (mm)
VA210.022.001	with retro-painted frame	Extra Light	2617 x 636 x 4
VA210.022.002	with retro-painted frame	Fumè	2617 x 636 x 4

ITEM	SPECIFICATIONS	FINISHING	MEASURE (mm)
VA210.022.003	with retro-painted frame	Extra Light	2425 x 636 x 4
VA210.022.004	with retro-painted frame	Fumè	2425 x 636 x 4

ITEM	SPECIFICATIONS	FINISHING	MEASURE (mm)
VA210.022.005	with retro-painted frame	Extra Light	2169 x 636 x 4
VA210.022.006	with retro-painted frame	Fumè	2169 x 636 x 4

## TETRIX STRUCTURAL PROFILE FOR KITE SYSTEM - (CENTRAL)



ITEM	SPECIFICATIONS	FINISHING	MEASURE (mm)
HP161.123.001	Central	Zirconio	2497 x 578 x 25
HP161.123.002	Central	Brown Metal Grey	2497 x 578 x 25
HP161.123.003	Central	Silver Lead	2497 x 578 x 25

ITEM	SPECIFICATIONS	FINISHING	MEASURE (mm)
HP161.123.004	Central	Zirconio	2305 x 578 x 25
HP161.123.005	Central	Brown Metal Grey	2305 x 578 x 25
HP161.123.006	Central	Silver Lead	2305 x 578 x 25

ITEM	SPECIFICATIONS	FINISHING	MEASURE (mm)
HP161.123.007	Central	Zirconio	2049 x 578 x 25
HP161.123.008	Central	Brown Metal Grey	2049 x 578 x 25
HP161.123.006	Central	Silver Lead	2049 x 578 x 25

## FLEXYLED



ITEM	SPECIFICATIONS	FINISHING	Watt and Volt
LH087.101.001	L = 3000mm cuttable	4000k	14,4W @ 12Vdc

## TRASFORMER AND CABLE FOR FLEXYLED

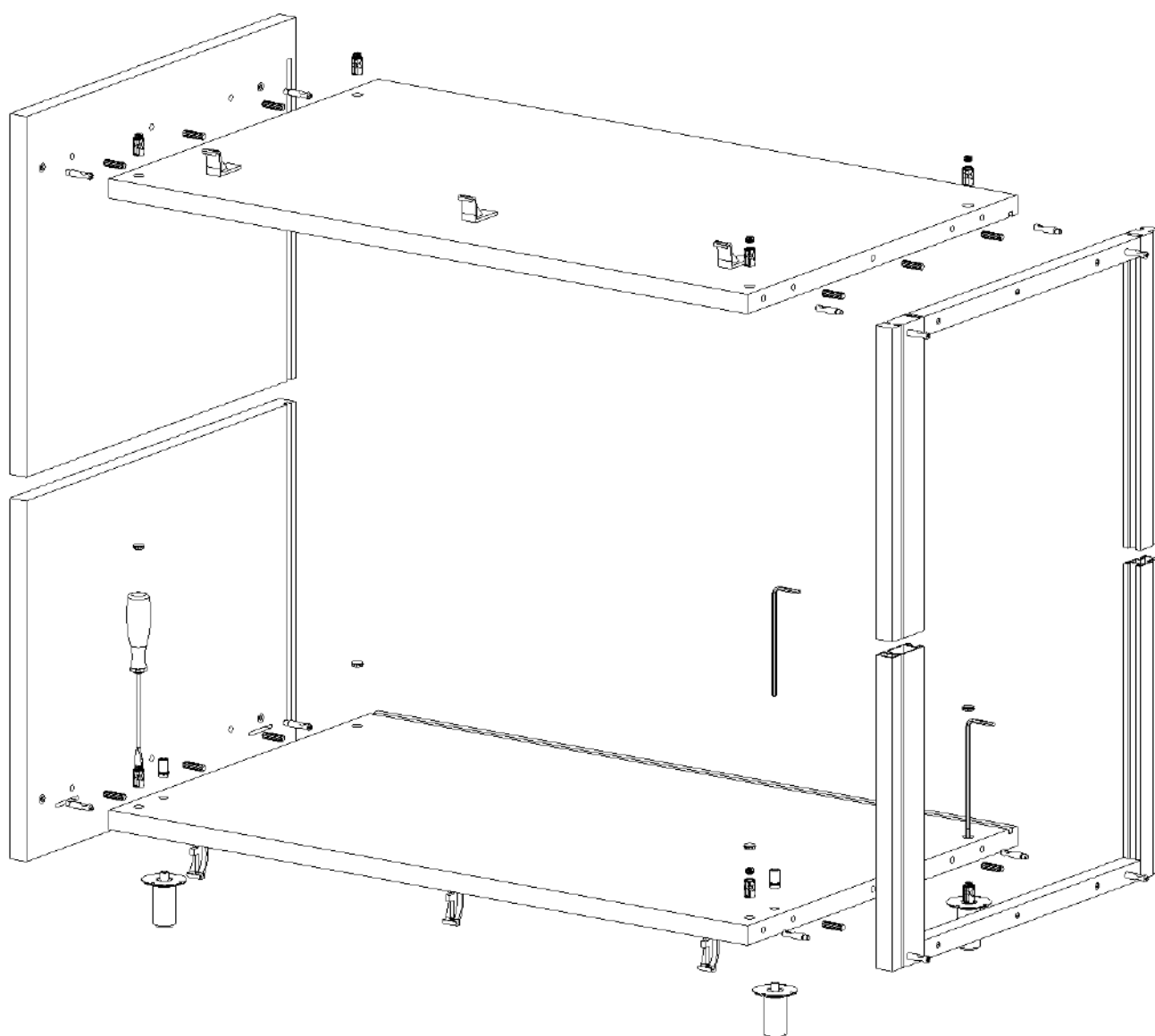


ITEM	SPECIFICATIONS	FINISHING	Watt and Volt
LH087.102.001	with italian plug	-	60W - 12 Vdc

## SET OF CONNECTING FITTINGS

ITEM	SPECIFICATIONS
DB802.008.002	Set of connecting fittings and adjustable levelers for sliding door wardrobe




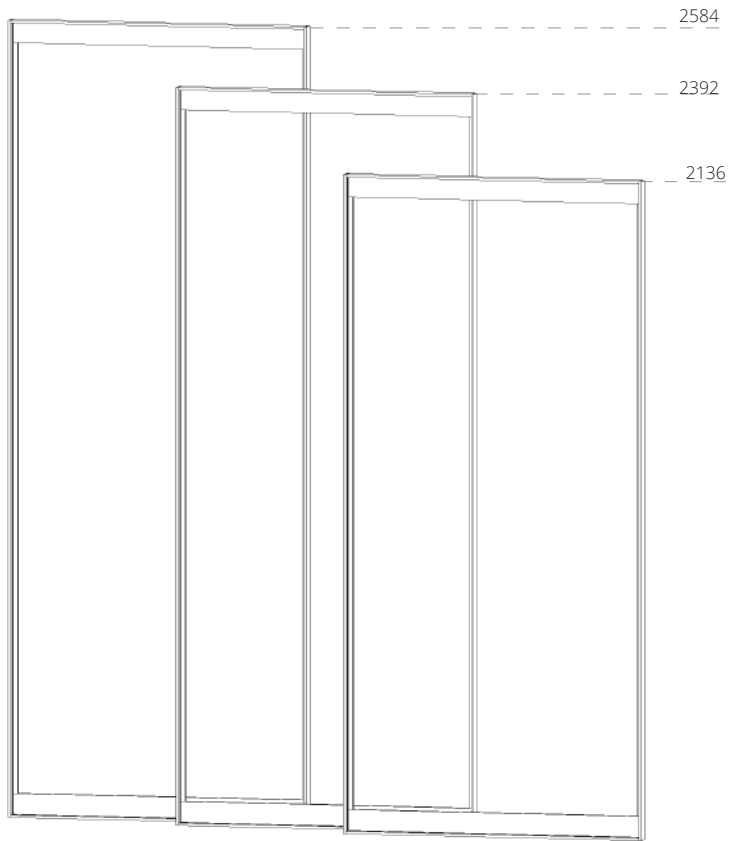
	<b>METAL COVER CUP</b> 8 pcs Nickel plated 8 pcs Bronze plated		<b>THREADED BUSH</b> 2 pcs Nickel plated 2 pcs Bronze plated		<b>ADJUSTABLE LEVELER</b> HEIGHT 60MM WITH BARREL NUT AND CONIC SCREW 2 pcs		<b>ALLEN KEY 4</b> MEASURE 40X140 1 pcs
	<b>BARREL NUT</b> WITH CONIC SCREW 8 sets		<b>ADJUSTABLE LEVELER</b> HEIGHT 60MM 2 pcs				
	<b>BOLT INT. 21</b> THREAD M6 8 pcs						




---

ALUMINIUM FRAME DOORS  
**FOR KITE WARDROBE**

---




## ALUMINIUM DOOR FOR KITE WARDROBE - HEIGHT 2584



ITEM	SPECIFICATIONS	FINISHING	MEASURE (mm)
HP011.101.001	Internal door	Zirconio	2584 x 996 x 48
HP011.101.002	Internal door	Brown Metal Grey	2584 x 996 x 48
HP011.101.003	Internal door	Silver Lead	2584 x 996 x 48


ITEM	SPECIFICATIONS	FINISHING	MEASURE (mm)
HP011.101.004	External Door	Zirconio	2584 x 996 x 48
HP011.101.005	External Door	Brown Metal Grey	2584 x 996 x 48
HP011.101.006	External Door	Silver Lead	2584 x 996 x 48

## SET OF TEMPERED GLASS DOOR FOR KITE WARDROBE



ITEM	SPECIFICATIONS	FINISHING	MEASURE (mm)
VA210.028.001	Set of two glasses	Extra Light	1287 x 989 x 4
VA210.028.002	Set of two glasses	Fumè	1287 x 989 x 4

## ALUMINIUM DOOR FOR KITE WARDROBE




ITEM	SPECIFICATIONS	FINISHING	MEASURE (mm)
HP011.101.007	Internal door	Zirconio	2392 x 996 x 48
HP011.101.008	Internal door	Brown Metal Grey	2392 x 996 x 48
HP011.101.009	Internal door	Silver Lead	2392 x 996 x 48

ITEM	SPECIFICATIONS	FINISHING	MEASURE (mm)
HP011.101.010	External Door	Zirconio	2392 x 996 x 48
HP011.101.011	External Door	Brown Metal Grey	2392 x 996 x 48
HP011.101.012	External Door	Silver Lead	2392 x 996 x 48

ITEM	SPECIFICATIONS	FINISHING	MEASURE (mm)
HP011.101.013	Internal door	Zirconio	2136 x 996 x 48
HP011.101.014	Internal door	Brown Metal Grey	2136 x 996 x 48
HP011.101.015	Internal door	Silver Lead	2136 x 996 x 48

ITEM	SPECIFICATIONS	FINISHING	MEASURE (mm)
HP011.101.016	External Door	Zirconio	2136 x 996 x 48
HP011.101.017	External Door	Brown Metal Grey	2136 x 996 x 48
HP011.101.018	External Door	Silver Lead	2136 x 996 x 48

## TEMPERED GLASS DOOR FOR KITE WARDROBE



ITEM	SPECIFICATIONS	FINISHING	MEASURE (mm)
VA210.028.003	with retro-painted frame	Extra Light	2386 x 989 x 4
VA210.028.004	with retro-painted frame	Fumè	2386 x 989 x 4

ITEM	SPECIFICATIONS	FINISHING	MEASURE (mm)
VA210.028.005	with retro-painted frame	Extra Light	2130 x 989 x 4
VA210.028.006	with retro-painted frame	Fumè	2130 x 989 x 4

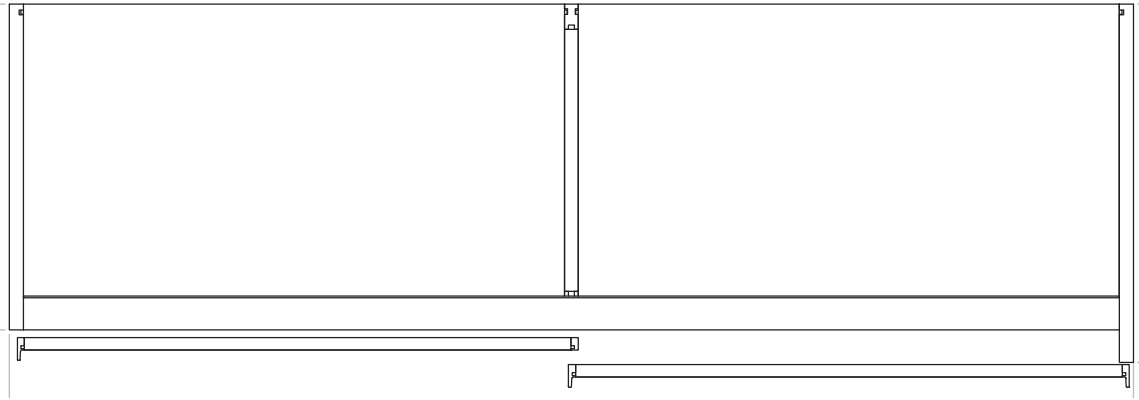


---


ACCESSORIES  
**FOR KITE WARDROBE**

---

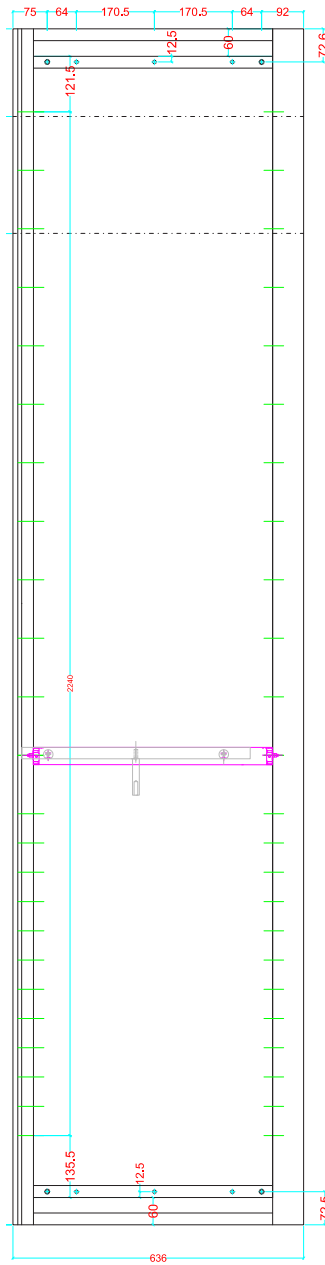
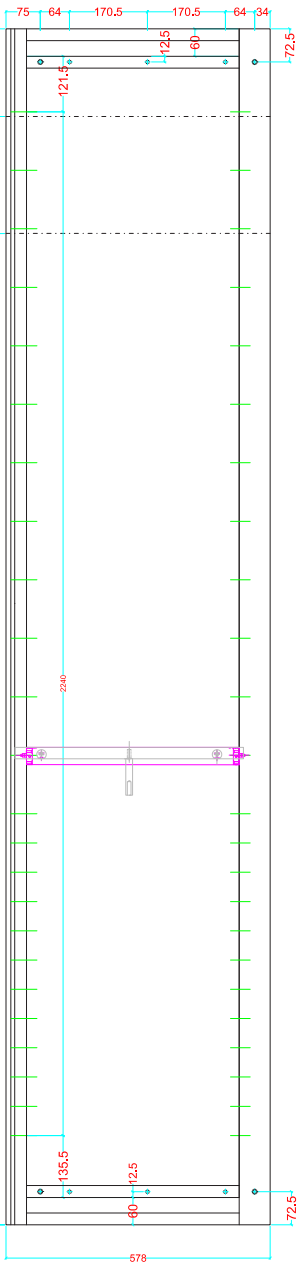





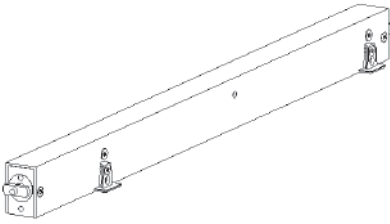
SIDE PROFILE DEPTH 578



SIDE PROFILE WITH INCREASED DEPTH 636

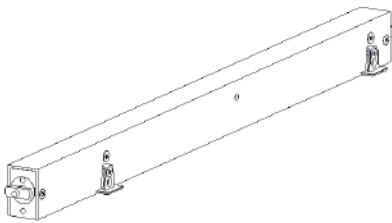


## HORIZONTAL INTERMEDIATE PROFILE FOR STANDARD DEPTH



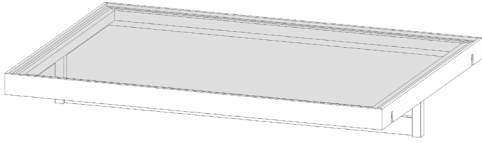
ITEM	SPECIFICATIONS	FINISHING	MEASURE (mm)
HP161.110.001	Right	Zirconio	465 x 38 x 25
HP161.110.002	Right	Brown Metal Grey	465 x 38 x 25
HP161.110.003	Right	Silver Lead	465 x 38 x 25
HP161.110.004	Left	Zirconio	465 x 38 x 25
HP161.110.005	Left	Brown Metal Grey	465 x 38 x 25
HP161.110.006	Left	Silver Lead	465 x 38 x 25
HP161.110.007	Central	Zirconio	465 x 38 x 25
HP161.110.008	Central	Brown Metal Grey	465 x 38 x 25
HP161.110.009	Central	Silver Lead	465 x 38 x 25

## HORIZONTAL INTERMEDIATE PROFILE FOR INCREASED DEPTH



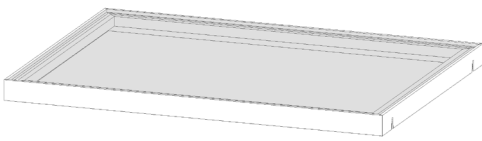
ITEM	SPECIFICATIONS	FINISHING	MEASURE (mm)
HP161.114.001	Right	Zirconio	523 x 38 x 25
HP161.114.002	Right	Brown Metal Grey	523 x 38 x 25
HP161.114.003	Right	Silver Lead	523 x 38 x 25
HP161.114.004	Left	Zirconio	523 x 38 x 25
HP161.114.005	Left	Brown Metal Grey	523 x 38 x 25
HP161.114.006	Left	Silver Lead	523 x 38 x 25
HP161.114.007	Central	Zirconio	523 x 38 x 25
HP161.114.008	Central	Brown Metal Grey	523 x 38 x 25
HP161.114.009	Central	Silver Lead	523 x 38 x 25

## ALUMINIUM SHELF LUMIX WITH HANGING ROD



ITEM	SPECIFICATIONS	FINISHING	MEASURE (mm)
HP150.102.001	Module 960	Zirconio	960 X 500 X 35
HP150.102.002	Module 960	Brown Metal Grey	960 X 500 X 35
HP150.102.003	Module 960	Silver Lead	960 X 500 X 35

## ALUMINIUM SHELF LUMIX




ITEM	SPECIFICATIONS	FINISHING	MEASURE (mm)
HP150.101.001	Module 960	Zirconio	960 X 500 X 35
HP150.101.002	Module 960	Brown Metal Grey	960 X 500 X 35
HP150.101.003	Module 960	Silver Lead	960 X 500 X 35

## TEMPERED GLASS FOR ALUMINIUM SHELF LUMIX

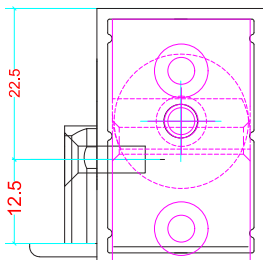


ITEM	SPECIFICATIONS	FINISHING	MEASURE (mm)
VA210.003.001	Module 960	Extra Light	948 x 489 x 4
VA210.003.002	Module 960	Fumè	948 x 489 x 4

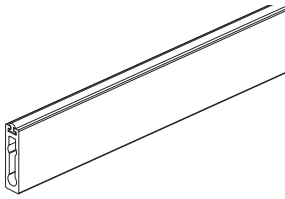
## KIT OF SHELF SUPPORTS FOR LUMIX ALUMINIUM SHELF



ITEM	SPECIFICATIONS	FINISHING	MEASURE (mm)
HP150.004.004	with screw M4x8 included	-	-

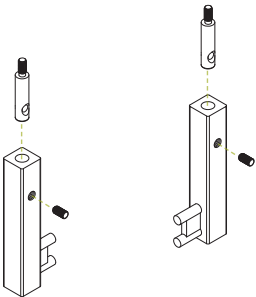


## HANGING ROD PROFILE 30 x 8



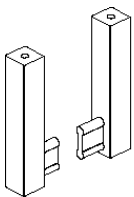
ITEM	SPECIFICATIONS	FINISHING	MEASURE (mm)
WA061.101.001	Module 960	Zirconio	909 x 30 x 8
WA061.101.002	Module 960	Brown Metal Grey	909 x 30 x 8
WA061.101.003	Module 960	Silver Lead	909 x 30 x 8

## SET OF HANGING ROD SUPPORTS WITH PIN THREAD M6 AND CONIC SCREW



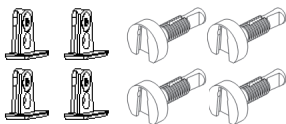
ITEM	SPECIFICATIONS	FINISHING	MEASURE (mm)
WA061.009.001	For insert nut	Zirconio	15 x 15 x 80
WA061.003.054	For insert nut	Brown Metal Grey	15 x 15 x 80
WA061.003.056	For insert nut	Silver Lead	15 x 15 x 80

## HANGING ROD SUPPORT FOR SCREW M5

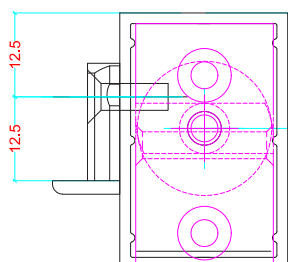


ITEM	SPECIFICATIONS	FINISHING	MEASURE (mm)
WA061.008.001	For metric screw	Zirconio	15 x 15 x 80
WA061.003.010	For metric screw	Brown Metal Grey	15 x 15 x 80
WA061.003.014	For metric screw	Silver Lead	15 x 15 x 80

## KIT OF SHELF SUPPORTS FOR WOODEN SHELF



ITEM	SPECIFICATIONS	FINISHING	MEASURE (mm)
JB089.008.004	with screw M4x12 included	-	panel thick min. 25mm



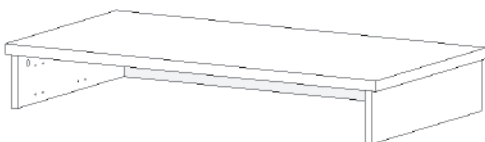


### MIXBOX 100 READY MADE FRAME WITH PREMOUNTED CLIP FOR SLIDE



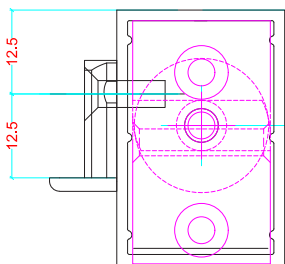
ITEM	SPECIFICATIONS	FINISHING	MEASURE (mm)
HP156.111.001	Module 960	Zirconio	883 x 448 x103
HP156.111.002	Module 960	Brown Metal Grey	883 x 448 x103
HP156.111.003	Module 960	Silver Lead	883 x 448 x103

### WOODEN STRUCTURE WITH SHELF FOR MIXBOX 100

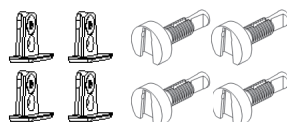


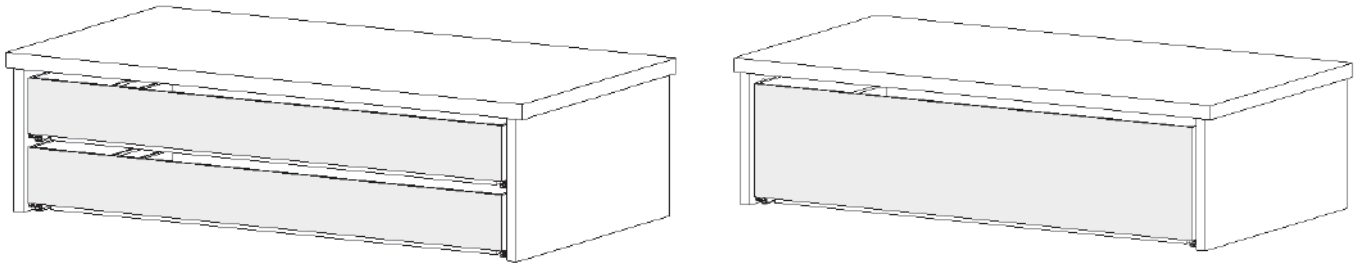
ITEM	SPECIFICATIONS	FINISHING	MEASURE (mm)
AB202.011.001	Module 960	Dark Oak	960 x 500 x 145
AB202.011.002	Module 960	Light Oak	960 x 500 x 145
AB202.011.003	Module 960	Canvas Nadir	960 x 500 x 145
AB202.011.004	Module 960	Walnut	960 x 500 x 145

### KIT OF SHELF SUPPORTS FOR WOODEN SHELF



ITEM	SPECIFICATIONS	FINISHING	MEASURE (mm)
JB089.008.004	with screw M4x12 included	-	panel thick min. 25mm





### MIXBOX 200 READY MADE FRAME WITH PREMOUNTED CLIP FOR SLIDE



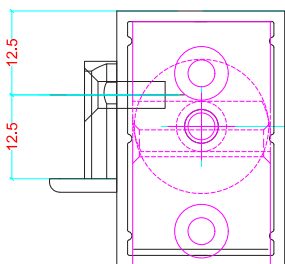
ITEM	SPECIFICATIONS	FINISHING	MEASURE (mm)
HP156.112.001	Module 960	Zirconio	883 x 448 x 200
HP156.112.002	Module 960	Brown Metal Grey	883 x 448 x 200
HP156.112.003	Module 960	Silver Lead	883 x 448 x 200

### WOODEN STRUCTURE WITH SHELF FOR MIXBOX 200

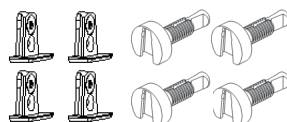


ITEM	SPECIFICATIONS	FINISHING	MEASURE (mm)
AB202.012.001	Module 960	Dark Oak	960 x 500 x 258
AB202.012.002	Module 960	Light Oak	960 x 500 x 258
AB202.012.003	Module 960	Canvas Nadir	960 x 500 x 258
AB202.012.004	Module 960	Walnut	960 x 500 x 258

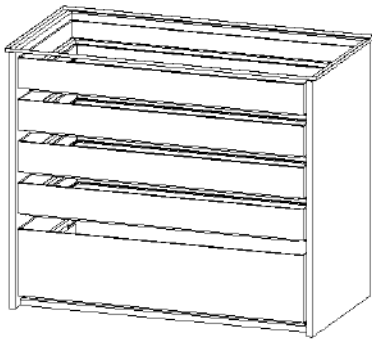
### KIT OF SHELF SUPPORT FOR WOODEN SHELF



ITEM	SPECIFICATIONS	FINISHING	MEASURE (mm)
JB089.008.004	with screw M4x12 included	-	panel thick min. 25mm







## MIXBOX 100 READY MADE FRAME WITH PREMOUNTED CLIP FOR SLIDE



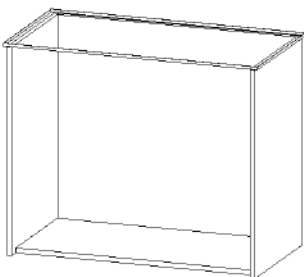
ITEM	SPECIFICATIONS	FINISHING	MEASURE (mm)
HP156.111.001	Module 960	Zirconio	883 x 448 x 103
HP156.111.002	Module 960	Brown Metal Grey	883 x 448 x 103
HP156.111.003	Module 960	Silver Lead	883 x 448 x 103

## MIXBOX 200 READY MADE FRAME WITH PREMOUNTED CLIP FOR SLIDE



ITEM	SPECIFICATIONS	FINISHING	MEASURE (mm)
HP156.112.001	Module 960	Zirconio	883 x 448 x 200
HP156.112.002	Module 960	Brown Metal Grey	883 x 448 x 200
HP156.112.003	Module 960	Silver Lead	883 x 448 x 200

## CONTAINER FOR MIXBOX



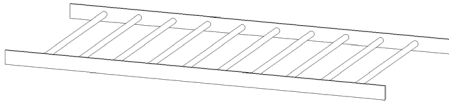
ITEM	SPECIFICATIONS	FINISHING	MEASURE (mm)
AC203.010.005	Module 960	Dark Oak	959 x 766 x 497
AC203.010.006	Module 960	Light Oak	959 x 766 x 497
AC203.010.007	Module 960	Canvas Nadir	959 x 766 x 497
AC203.010.008	Module 960	Walnut	959 x 766 x 497

## TEMPERED GLASS FOR CONTAINER FOR MIXBOX



ITEM	SPECIFICATIONS	FINISHING	MEASURE (mm)
VA210.018.003	Module 960	Extra Light	959 x 500 x 8
VA210.018.004	Module 960	Fume'	959 x 500 x 8

## TROUSERS HOLDER FOR MIXBOX



ITEM	SPECIFICATIONS	FINISHING	MEASURE (mm)
HP156.009.008	Module 960	Zirconio	825 x 390
HP156.009.005	Module 960	Brown Metal Grey	825 x 390
HP156.009.004	Module 960	Silver Lead	825 x 390

## SIMIL LEATHER BOTTOM PANEL FOR MIXBOX



ITEM	SPECIFICATIONS	FINISHING	MEASURE (mm)
BA560.005.001	Module 960	Anthracite	825 x 390 x 5
BA560.005.002	Module 960	Brown Testa di Moro	825 x 390 x 5

## TEMPERED GLASS BOTTOM PANEL FOR MIXBOX



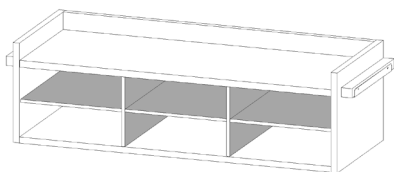
ITEM	SPECIFICATIONS	FINISHING	MEASURE (mm)
VA210.004.001	Module 960	Extra Light	825 x 390 x 4
VA210.004.002	Module 960	Fume'	825 x 390 x 4

## CONCEALED SLIDE WITH SOFT CLOSE FOR MIXBOX



ITEM	SPECIFICATIONS	FINISHING	MEASURE (mm)
HP156.004.003	Left	-	420
HP156.004.004	Right	-	420

## RASTER FOR WARDROBE MODULE 960



ITEM	SPECIFICATIONS	FINISHING	MEASURE (mm)
AB202.015.005	Anthracite Simil Leather	Dark Oak	956 x 350 x 269
AB202.015.006	Anthracite Simil Leather	Light Oak	956 x 350 x 269
AB202.015.007	Anthracite Simil Leather	Canvas Nadir	956 x 350 x 269
AB202.015.008	Anthracite Simil Leather	Walnut	956 x 350 x 269

ITEM	SPECIFICATIONS	FINISHING	MEASURE (mm)
AB202.015.001	Brown Testa di Moro S. Leather	Dark Oak	956 x 350 x 269
AB202.015.002	Brown Testa di Moro S. Leather	Light Oak	956 x 350 x 269
AB202.015.003	Brown Testa di Moro S. Leather	Canvas Nadir	956 x 350 x 269
AB202.015.004	Brown Testa di Moro S. Leather	Walnut	956 x 350 x 269




ITEM	SPECIFICATIONS	FINISHING	MEASURE (mm)
BA558.003.005	Anthracite Simil Leather	-	275 X 312 X 85
BA558.003.006	Brown Testa di Moro S. Leather	-	275 X 312 X 85

## RASTER SUPPORT "L" SHAPE 20X20



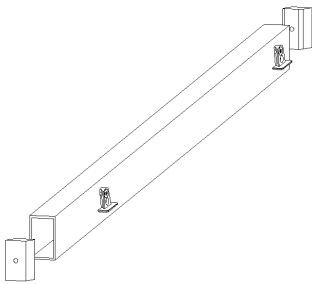
ITEM	SPECIFICATIONS	FINISHING	MEASURE (mm)
AB202.116.001	set of 2 pcs	Zirconio	254 x 20 x 20
AB202.116.002	set of 2 pcs	Brown Metal Grey	254 x 20 x 20
AB202.116.003	set of 2 pcs	Silver Lead	254 x 20 x 20

## SET OF SHOE RACK PROFILES COMPOSED BY TWO BACK PROFILES AND ONE FRONT PROFILE



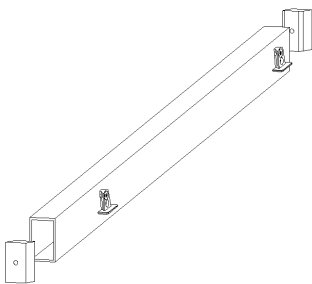
ITEM	SPECIFICATIONS	FINISHING	MEASURE (mm)
HP155.101.001	Module 960	Zirconio	880
HP155.101.002	Module 960	Brown Metal Grey	880
HP155.101.003	Module 960	Silver Lead	880

## SLOPING INTERMEDIATE PROFILE FOR STANDARD DEPTH



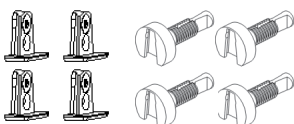
ITEM	SPECIFICATIONS	FINISHING	MEASURE (mm)
HP161.111.001	Right	Zirconio	481,4 x 38 x 25
HP161.111.002	Right	Brown Metal Grey	481,4 x 38 x 25
HP161.111.003	Right	Silver Lead	481,4 x 38 x 25
HP161.111.004	Left	Zirconio	481,4 x 38 x 25
HP161.111.005	Left	Brown Metal Grey	481,4 x 38 x 25
HP161.111.006	Left	Silver Lead	481,4 x 38 x 25
HP161.111.007	Central	Zirconio	481,4 x 38 x 25
HP161.111.008	Central	Brown Metal Grey	481,4 x 38 x 25
HP161.111.009	Central	Silver Lead	481,4 x 38 x 25

## SLOPING INTERMEDIATE PROFILE FOR INCREASED DEPTH



ITEM	SPECIFICATIONS	FINISHING	MEASURE (mm)
HP161.115.001	Right	Zirconio	541,4 x 38 x 25
HP161.115.002	Right	Brown Metal Grey	541,4 x 38 x 25
HP161.115.003	Right	Silver Lead	541,4 x 38 x 25
HP161.115.004	Left	Zirconio	541,4 x 38 x 25
HP161.115.005	Left	Brown Metal Grey	541,4 x 38 x 25
HP161.115.006	Left	Silver Lead	541,4 x 38 x 25
HP161.115.007	Central	Zirconio	541,4 x 38 x 25
HP161.115.008	Central	Brown Metal Grey	541,4 x 38 x 25
HP161.115.009	Central	Silver Lead	541,4 x 38 x 25

## KIT OF SHELF SUPPORT FOR WOODEN SHELF



ITEM	SPECIFICATIONS	FINISHING	MEASURE (mm)
JB089.008.004	with screw M4x12 included	-	panel thick min. 25mm



**MADE IN ITALY**

Furnital reserves the rights at all time to apply modifications for the functional or qualitative improvement of its products, materials, designs, sizes and functionality without prior notice. Texts and drawings present in this catalogue have a divulgative purpose: for every technical and dimensional aspect please refer to the company's technical specifications and updatings.

## FINISHING


---

The colour and material samples have an indicative value.


### ALUMINIUM



Zirconio




Brown Metal Grey



Silver Lead

### TEMPERED GLASS




Extra Light

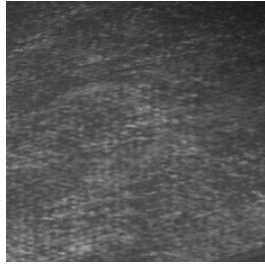


Fumè

## SIMIL-LEATHER AND FABRICS




Anthracite Simil leather



Dark Grey Velvet




Brown Testa di Moro Simil Leather



Peanut Brown Velvet

## FULL-GRAIN LEATHER



Dark Grey



Black



Tortora



Brown Coffee



Vintage Cuoiium

## MELAMINE STRUCTURE AND EQUIPMENTS



Dark Oak



Light Oak



Canvas



Walnut



